

2025, HİTİT BİLGİSAYAR HİZMETLERİ A.Ş. GHG Protokol Sera Gazı Envanter Raporu

Bu rapor, sera gazı envanterlerinin doğrulanmasını desteklemek için gerekli bilgi ve rehberliği sağlamaktadır. GHG Protokol standardına uygun olarak hazırlanmış olup tesis, zaman aralığı, kapsam ve seçilen alt kategorilere göre özelleştirilmiştir.

Sera Gazı Envanteri Raporu

Raporlayan	Hülya Yıldırım
Standart	GHG Protokol
Kapsam	Özel
Tesis	The Netherlands Office, Hitit Ankara Office, Pakistan Office, Hitit Headquarter, Hitit Turkey Office, Hitit SAAS
Rapor Periyodu	2025-01-01 - 2025-12-31
Oluşturulma Tarihi	2026-05-07 08:24 (UTC)
Açıklama	

Carbondeck Hakkında:

Carbondeck, işletmelerin sürdürülebilirlik hedeflerine ulaşmalarına, doğru ve etkili karbon emisyonu takibi ve analiziyle yardımcı olmaya kendini adanmıştır. Hizmetlerimiz ve çözümlerimiz hakkında daha fazla bilgi almak için www.carbondeck.io adresini ziyaret edin.

İçindekiler

1. Giriş & Kapsam	1
1.1 Giriş	1
1.2 Kapsam	1
2. Firma Bilgisi	1
2.1 Firma Hakkında	1
2.2 Diğer Firma Bilgileri	1
3. Roller ve Sorumluluklar	2
4. Organizasyonel ve Operasyonel Sınırlar	2
4.1 Organizasyonel Sınırlar	2
4.2 Operasyonel Sınırlar	3
5. Sera Gazı Hesaplama Metodolojisi	3
6. Özet Sonuç	6
7. Hesap Tablosu	7
8. Yakıt Özellikleri Tablosu	93
9. Belirsizlik Hesabı Tablosu	94
10. Emisyon Faktörleri Tablosu	103
11. EK-1: Emisyon Hesaplama ve Belirsizlik Değerlendirme Metodolojisi	121
12. Referanslar	126



1. GİRİŞ & KAPSAM

1.1 GİRİŞ

Bu Sera Gazı (GHG) Envanteri Raporu, Dünya Kaynakları Enstitüsü (WRI) ve Dünya Sürdürülebilir Kalkınma İş Konseyi (WBCSD) tarafından geliştirilen **Greenhouse Gas Protocol Corporate Accounting and Reporting Standard (Revised Edition)**'a uygun olarak hazırlanmıştır. Bu standart, kurumsal düzeyde sera gazı emisyonlarının hesaplanması ve raporlanması için kapsamlı bir çerçeve sunmaktadır. Bu raporun amacı, organizasyonumuzun sera gazı emisyonlarını, GHG Protokol tarafından belirlenen metodolojiler ve yönergelere uygun şekilde ayrıntılı ve şeffaf bir şekilde sunmaktır. Rapor, iç yönetim ve dış paydaşlar için sera gazı performansımızı değerlendirmek ve emisyon azaltma hedeflerimize yönelik ilerlemeyi izlemek amacıyla bir araç işlevi görmektedir.

1.2 KAPSAM

Bu rapor, **HİTİT BİLGİSAYAR HİZMETLERİ A.Ş.** için **2025-01-01** ile **2025-12-31** tarihleri arasındaki sera gazı emisyonlarını ve azaltımlarını kapsamaktadır. Rapor, organizasyon sınırlarını, operasyonel sınırları (Kapsam 1, Kapsam 2 ve Kapsam 3 emisyonları), temel yıl seçimini ve coğrafi kapsama alanını içermektedir.



2. FİRMA BİLGİSİ

2.1 FİRMA HAKKINDA

2.2 DİĞER FİRMA BİLGİLERİ





Adres	Reşitpaşa Mah. Katar Cad. No:4/1 Arı Teknokent 2 İç Kapı No:601 34469
Şehir	Istanbul
Ülke	Turkiye
Endüstri	Hizmetler
Ciro	41.908.039 USD
Çalışan Sayısı	480



3. ROLLER VE SORUMLULUKLAR

Bu bölüm, raporun hazırlanması ve üretilmesine yönelik genel ve özel sorumlulukları aktarmaktadır.

Tablo: Takım Üyeleri Konumları ve Sorumlulukları

Takım Üyesi	Lokasyonu	Sorumluluk
 Şevval Kurtuluş	Tüm Lokasyonlar	Ürün Yöneticisi
 Türkan Kartal	Tüm Lokasyonlar	Ürün Yöneticisi
 Hülya Yıldırım	Tüm Lokasyonlar	Ürün Yöneticisi
 Sevgi Karaman	Tüm Lokasyonlar	Ürün Yöneticisi

Platform Yöneticisi → GHG Officer(s) (GHGO)/ GHG Manager (GHGM):

Sorumlulukları arasında sera gazı (GHG) emisyon envanterinin yönetim sistemini koordine etmek, diğer görevlileri denetlemek ve uygun eylemleri izlemek bulunmaktadır. Ayrıca, doğrulama ve denetim sürecini koordine etmekten sorumludur.

Ürün Yöneticisi → Data Collection Officer (DCO)/ Data Collection Manager (DCM):

Sorumluluklar arasında, sera gazı emisyon envanterinin tahmininde kullanılan tüm verilerin yönetimi ve kaydedilmesi, raporlanan verilerin eksiksiz olduğunun ve belirlenen veri toplama standartları ile kalite güvence prosedürlerine uygun olduğunun sağlanması bulunmaktadır. Ayrıca, bu belgede belirtilen tüm veri toplama prosedürlerinin ilgili standartlara uygun olduğunu doğrulamak da sorumluluklar arasındadır.

Ürün Uzmanı → Compliance Officer (CO)/ Data Collection Officer (DCO):

Sorumlulukları arasında, emisyon envanteri modelinin bu belgede açıklanan metodolojilere uygun olmasının sağlanması yer almaktadır.



4. ORGANİZASYONEL VE OPERASYONEL SINIRLAR

4.1 ORGANİZASYONEL SINIRLAR

Organizasyonel Sınırlar - Konsolidasyon

Bu raporun organizasyonel sınırları, operasyonel kontrol yaklaşımı benimsenerek belirlenmiştir ve **HİTİT BİLGİSAYAR HİZMETLERİ A.Ş.** organizasyonunun operasyonel kontrolü altında bulunan tüm ilgili sera gazı (GHG) emisyon kaynaklarını kapsadığından emin olunmuştur.

Tesisler ve Adres Bilgileri

Facility name	Type	Country	City	Address
The Netherlands Office	Office	Netherlands	SchipolRijk	Amsterdam Schiphol Airport The Base B Building, Evert van de Beekstraat 1 1118CL Schiphol, The Netherlands
Hitit Ankara Office	Office	Turkiye	Polatli	Kızılırmak Mh. Dumlupınar Bulvarı 9/ A No:292 Çankaya/ ANKARA
Pakistan Office	Office	Pakistan	Karachi	The Forum Khayaban-e-Jami Clifton,Karachi Pakistan
Hitit Headquarter	Headquarter	Turkiye	Istanbul	Reşitpaşa Mah. Katar Cad. No:4/1 Arı Teknokent 2 İç Kapı No:601 34469
Hitit Turkey Office	Office	Turkiye	Istanbul	Reşitpaşa, 34467 Sarıyer/Istanbul
Hitit SAAS	Office	Turkiye	Istanbul	Halaskargazi Mah. Halaskargazi Cad.No:38-66E İç Kapı No:215 ŞİŞLİ /İSTANBUL

4.2 OPERASYONEL SINIRLAR

Envanter, doğrudan (Kapsam 1), ve dolaylı (Kapsam 2) sera gazı (GHG) emisyonlarının yanı sıra, operasyonlarımızla ilgili seçilmiş Kapsam 3 emisyonlarını kapsamaktadır. Spesifik olarak;

Kapsam 1

Bu kategori, organizasyonun sahip olduğu veya kontrol ettiği kaynaklardan kaynaklanan tüm sera gazı emisyonlarını ve azalıklarını kapsamaktadır.

Kapsam 2

Organizasyon tarafından tüketilen, satın alınan, enerji üretiminden kaynaklanan emisyonlar. Bu enerji, elektrik, ısıtma, soğutma ve buharı içermektedir.

Kapsam 3

Satın Alınan Mal ve Hizmetler, Sermaye Malları, Yakıt ve Enerji ile İlgili Faaliyetler, Yukarı Akış Taşıma ve Dağıtım, Operasyonlarda Oluşan Atıklar, İş Seyahatleri, Çalışanların İşe Geliş Gidişi ve Satılan Ürünlerin Kullanımı.



5. SERA GAZI HESAPLAMA METODOLOJİSİ

Uygulanan Standart

Envanter raporu, Greenhouse Gas Protocol Corporate Accounting and Reporting Standard (Revised Edition): Sera gazı emisyonlarının ve azalılarının hesaplanması ve raporlanması için organizasyon seviyesinde rehberlik içeren spesifikasyonlar standardına uygun olarak hazırlanmıştır.

Tahsisler

Veri tahsisi yapılmamıştır.

Biyokütle Yanması Kaynaklı Karbon Emisyonu

Yok

Prosedür

Şirketin Sera Gazı Emisyonlarının Belirlenmesi ve Değerlendirilmesi Prosedüründe sunulmuştur.

2.1 Genel Prosedür

1. Her raporlama yılı başında görev dağılımı ve görev tanımlamaları Platform Yöneticisi tarafından yapılır.
2. Bu belge Ürün Yöneticisi tarafından kayıt altına alınır ve uygulamaya konulur.
3. Ürün Yöneticileri ve Ürün Uzmanlarının eğitim ihtiyaçları Platform Yöneticisi tarafından kontrol edilir ve gerekli ise dışarıdan Sera Gazı eğitimi tedarik edilir.
4. İlk kez atanmış görevlilerin eğitimleri raporlama yılının ilk ayında Ürün Yöneticileri tarafından tamamlanır.
5. Bu dokümanda yazılan maddeler Sera Gazı Envanteri Raporu hazırlanırken birebir takip edilir.
6. Sera Gazı Envanter raporlaması ve hesaplaması Ürün Yöneticisi tarafından ISO 14064-1 ve GHG Protocol standartlarından uygun olan seçilir ve hesaplama yapılır.
7. Sera Gazı Envanter raporlaması ve hesaplaması için emisyon faktörlerini ve diğer model parametrelerini gerektiği gibi gözden geçirip ve güncellenmesi Platform ve Ürün Yöneticileri tarafından yapılır.
8. Sera Gazı Envanter raporlaması ve hesaplaması için gerekli veriler Ürün Uzmanı tarafından toplanır. Veriler toplandıktan sonra ise sera gazı hesaplamalarında kullanılır.
9. Ürün Uzmanı tarafından fabrikaya ait tüm sayaçların kontrolleri düzenli olarak gerçekleştirilmektedir. Kontroller sayaç takip tablosuna işlenerek güncelleştirilmektedir.
10. Bu dokümanda açıklanan hesaplama prosedürlerini kullanarak emisyon envanteri Ürün Yöneticisi tarafından oluşturulur.
11. Sonuçlar belgelenir ve tüm ilgili bilgiler kayıt altına alınır.
12. Yapılan sera gazı emisyonu hesaplamalarının ve hazırlanan Sera Gazı Envanteri raporunun her yıl Ürün Yöneticisi tarafından iç denetimler vasıtasıyla doğruluk kontrolleri gerçekleştirilir.
13. Emisyon Faktörleri seçimi için kullanılan metodoloji Sera Gazı Envanter Raporunda belirtilmiştir.
14. Yapılan sera gazı emisyonları ölçümü sonucunda eksiklikler ve iyileştirmeye açık alanlar tespit edilerek süreçleri iyileştirmek için gerekli aksiyonlar alınır ve iç tetkikler şeklinde tüm süreçler her yıl kontrol edilir.

Hesaplama Metodu

Hesaplama Tablolarında tier kaliteleri belirtilmiştir.

Uygulanan Küresel Isınma Potansiyelleri

Hesaplama da kullanılan GWP deęerleri ve kaynakları. Eęer GWP deęerleri en son IPCC raporundan alınmadıysa, hesaplamada kullanılan emisyon faktörleri veya veri tabanı referansı ve bunların kaynakları da eklenmiştir. IPCC'nin AR yöntemleri aşağıda sunulmuştur. Hesaplama da kullanılan AR yöntemleri hesaplama tablosunda sunulmuştur.

	CO ₂	CH ₄	N ₂ O
AR4	1	25	298
AR5	1	28	265
AR6	1	27,9	273

Hesap Formülü

$$\text{Sera Gazı Emisyon Miktarı (CO}_2\text{e)} = (\text{Tüketim Miktarı}) \times (\text{Emisyon Faktörü})$$

Satın Alınan Mal ve Hizmetlerden Kaynaklanan Emisyonların Hesaplama Yöntemlerinin Özeti

Bu raporda, satın alınan mal ve hizmetlerden kaynaklanan emisyonları hesaplamak için kullanılan yöntem, GHG Protokolü'nün [harcamaya dayalı/ortalama veri] yöntemine uygundur.

- **Ortalama-Veri Yöntemi** – Mallar ve hizmetler için emisyonları, satın alınan malların veya hizmetlerin kütlesi (örneğin, kilogram veya pound) ya da dięer ilgili birimleri hakkında veri toplayarak ve bunu ilgili ikincil (örneğin, sektör ortalaması) emisyon faktörleriyle (örneğin, mal veya hizmet başına ortalama emisyonlar) çarparak tahmin eder.
- **Harcamaya Dayalı Yöntem** – Mallar ve hizmetler için emisyonları, satın alınan malların ve hizmetlerin ekonomik deęeri hakkında veri toplayarak ve bunu ilgili ikincil (örneğin, sektör ortalaması) emisyon faktörleriyle (örneğin, malların parasal deęeri başına ortalama emisyonlar) çarparak tahmin eder.

Raporlama Metodu

Sera gazı envanteri, sera gazı emisyonlarının ve azalımının hesaplanması ve raporlanması için organizasyon seviyesinde spesifikasyonlar ve rehberlik sağlayan GHG Protokol standardına uygun olarak geliştirilmiştir.

Veri toplama ve hesaplama yöntemleri, Hükümetlerarası İklim Deęişikliği Paneli (IPCC) Ulusal Sera Gazı Envanterleri Kılavuzları tarafından sağlanan metodolojilere dayanmaktadır. Verilerin kalitesi ve hesaplama yöntemleri için, IPCC tarafından önerilen ve GHG Protokol standardında tanınan çok katmanlı bir yaklaşım uygulanmıştır.

Tier'ler, metodolojik karmaşıklık ve veri doğruluğunun farklı seviyelerini temsil eder:

- **Tier 1:** Varsayılan emisyon faktörleri ve genelleştirilmiş faaliyet verileri kullanılarak temel yöntemler uygulanır. Bu, en düşük veri kalitesi seviyesini temsil eder.
- **Tier 2:** Operasyonlarımızla ilgili ülkeye özgü veya teknolojiye özgü emisyon faktörleri ve daha ayrıntılı faaliyet verileri kullanılarak ara düzey yöntemler uygulanır.
- **Tier 3:** Doğrudan ölçümler, sürekli emisyon izleme sistemleri ve organizasyona özgü emisyon faktörlerini içeren ileri düzey yöntemler kullanılır. Bu, en yüksek veri kalitesi seviyesini sağlar.

Önceliklendirme Analizi

Bu raporda, Kapsam 1 dahilinde yangın söndürücülerden ve soğutuculardan kaynaklanan kaçak emisyonlar, veri toplamanın karmaşıklığı ve diğer emisyon kaynaklarına kıyasla beklenen düşük katkıları nedeniyle kapsam dışı bırakılmıştır.

Ayrıca, aşağıda listelenen Kapsam 3 kategorileri, veri toplama zorlukları ve firmanın operasyonlarıyla sınırlı ilişkileri nedeniyle kapsam dışı bırakılmıştır.

- **3.8** Yukarı Akış Kiralanan Varlıklar
- **3.9** Aşağı Akış Taşıma ve Dağıtım
- **3.10** Satılan Ürünlerin İşlenmesi
- **3.12** Satılan Ürünlerin Yaşam Sonu Berterafı
- **3.13** Aşağı Akışta Kiralanan Varlıklar
- **3.14** Bayilikler
- **3.15** Yatırımlar



6. ÖZET SONUÇ

Bu hesaplama dönemine ait kapsam bazında emisyon özeti aşağıdaki tabloda verilmiştir. Karşılaştırma amacıyla, temel yıldaki ilgili dönemin emisyonları da tabloda sunulmuştur.

KAPSAM	Hesaplama Periyodu Emisyonları (tCO ₂ e)	Temel Yıl (2022) Emisyonları (tCO ₂ e)	Emisyon Değişimi (%)
Kapsam 1	2,39	12,86	-81,39
Kapsam 2	79,46	74,67	6,41
Kapsam 3	1.191,84	834,61	42,8



7. HESAP TABLOSU

KAPSAM 1

1.2 Hareketli Yanma

Tesis	Emisyon Kaynağı	Aktivite Miktarı	Başlangıç Tarihi	Bitiş Tarihi	EF Referansı	EF Yılı	Tier Kalitesi	AR	tCO ₂	tCH ₄	tN ₂ O	tCO ₂ e	Açıklama
Hitit Headquarter	Petrol (average biofuel blend)	1.153,12 L	2025-01-01	2025-12-31	Defra	2025	Tier 1	AR5	0	0	0	2,38598978	Merkez Ofis araç yakıt tüketimi

1.4 Sızıntı Emisyonları

Tesis	Emisyon Kaynağı	Aktivite Miktarı	Başlangıç Tarihi	Bitiş Tarihi	EF Referansı	EF Yılı	Tier Kalitesi	AR	tCO ₂	tCH ₄	tN ₂ O	tCO ₂ e	Açıklama
Pakistan Office	Carbon dioxide	3 kg	2025-01-01	2025-12-31	IPCC	2006	Tier 1	AR6	0	0	0	0,003	Pakistan YSC Dolum
Hitit Headquarter	Carbon dioxide	5 kg	2025-01-01	2025-12-31	IPCC	2006	Tier 1	AR6	0	0	0	0,005	İTÜ Ofis YSC Dolumu

KAPSAM 2

2.1 Elektrik

Tesis	Emisyon Kaynağı	Aktivite Miktarı	Başlangıç Tarihi	Bitiş Tarihi	EF Referansı	EF Yılı	Tier Kalitesi	AR	tCO ₂	tCH ₄	tN ₂ O	tCO ₂ e	Açıklama
Hitit Ankara Office	Electricity Generation Lokasyon Bazlı	65,57668571 kWh	2025-01-01	2025-01-16	Türkiye National Inventory	2023	Tier 2	AR6	0	0	0	0,02846028	1. January consumption
	Electricity Generation Market Bazlı	65,57668571 kWh	2025-01-01	2025-01-16	Türkiye National Inventory	2023	Tier 2	AR6	0	0	0	0,01301041	1. January consumption
	REC ile karşılanan 0 (kgCO ₂ e/kWh)	0 kWh							0	0	0	0	
Hitit Headquarter	Electricity Generation Lokasyon Bazlı	360 kWh	2025-01-01	2025-12-31	Türkiye National Inventory	2023	Tier 2	AR6	0	0	0	0,15624	Electricity consumption for Hitit 4th floor - December (multiplier 6, initial 11351, final 11411)
	Electricity Generation Market Bazlı	360 kWh	2025-01-01	2025-12-31	Türkiye National Inventory	2023	Tier 2	AR6	0	0	0	0,15624	Electricity consumption for Hitit 4th floor - December (multiplier 6, initial 11351, final 11411)
	REC ile karşılanan 0 (kgCO ₂ e/kWh)	0 kWh							0	0	0	0	
Hitit Headquarter	Electricity Generation Lokasyon Bazlı	133 kWh	2025-01-01	2025-12-31	Türkiye National Inventory	2023	Tier 2	AR6	0	0	0	0,057722	Electricity consumption for Hitit 4.-1 floor - November (multiplier 1, initial 223809, final 223942)
	Electricity Generation Market Bazlı	133 kWh	2025-01-01	2025-12-31	Türkiye National Inventory	2023	Tier 2	AR6	0	0	0	0,057722	Electricity consumption for Hitit 4.-1 floor - November (multiplier 1, initial 223809, final 223942)
	REC ile karşılanan 0 (kgCO ₂ e/kWh)	0 kWh							0	0	0	0	
Hitit Headquarter	Electricity Generation Lokasyon Bazlı	312 kWh	2025-01-01	2025-12-31	Türkiye National Inventory	2023	Tier 2	AR6	0	0	0	0,135408	Electricity consumption for Hitit 4th floor - November (multiplier 6, initial 11299, final 11351)
	Electricity Generation Market Bazlı	312 kWh	2025-01-01	2025-12-31	Türkiye National Inventory	2023	Tier 2	AR6	0	0	0	0,135408	Electricity consumption for Hitit 4th floor - November (multiplier 6, initial 11299, final 11351)
	REC ile karşılanan 0 (kgCO ₂ e/kWh)	0 kWh							0	0	0	0	
Hitit Headquarter	Electricity Generation Lokasyon Bazlı	94 kWh	2025-01-01	2025-12-31	Türkiye National Inventory	2023	Tier 2	AR6	0	0	0	0,040796	Electricity consumption for Hitit 4.-1 floor - December (multiplier 1, initial 223942, final 224036)

Tesis	Emisyon Kaynağı	Aktivite Miktarı	Başlangıç Tarihi	Bitiş Tarihi	EF Referansı	EF Yılı	Tier Kalitesi	AR	tCO ₂	tCH ₄	tN ₂ O	tCO ₂ e	Açıklama
Hitit Headquarter	Electricity Generation Market Bazlı	94 kWh	2025-01-01	2025-12-31	Türkiye National Inventory	2023	Tier 2	AR6	0	0	0	0,040796	Electricity consumption for Hitit 4.-1 floor - December (multiplier 1, initial 223942, final 224036)
	REC ile karşılanan 0 (kgCO ₂ e/kWh)	0 kWh							0	0	0	0	
	Electricity Generation Lokasyon Bazlı	210 kWh	2025-01-01	2025-12-31	Türkiye National Inventory	2023	Tier 2	AR6	0	0	0	0,09114	Electricity consumption for Hitit 4th floor - September (multiplier 6, initial 11200, final 11235)
Hitit Headquarter	Electricity Generation Market Bazlı	210 kWh	2025-01-01	2025-12-31	Türkiye National Inventory	2023	Tier 2	AR6	0	0	0	0,09114	Electricity consumption for Hitit 4th floor - September (multiplier 6, initial 11200, final 11235)
	REC ile karşılanan 0 (kgCO ₂ e/kWh)	0 kWh							0	0	0	0	
	Electricity Generation Lokasyon Bazlı	4.975 kWh	2025-01-01	2025-12-31	Türkiye National Inventory	2023	Tier 2	AR6	0	0	0	2,15915	Electricity consumption for Hitit 6th floor - February (multiplier 1, initial 2281764, final 2286739)
Hitit Headquarter	Electricity Generation Market Bazlı	4.975 kWh	2025-01-01	2025-12-31	Türkiye National Inventory	2023	Tier 2	AR6	0	0	0	2,15915	Electricity consumption for Hitit 6th floor - February (multiplier 1, initial 2281764, final 2286739)
	REC ile karşılanan 0 (kgCO ₂ e/kWh)	0 kWh							0	0	0	0	
	Electricity Generation Lokasyon Bazlı	102 kWh	2025-01-01	2025-12-31	Türkiye National Inventory	2023	Tier 2	AR6	0	0	0	0,044268	Electricity consumption for Hitit 4.-1 floor - September (multiplier 1, initial 223566, final 223668)
Hitit Headquarter	Electricity Generation Market Bazlı	102 kWh	2025-01-01	2025-12-31	Türkiye National Inventory	2023	Tier 2	AR6	0	0	0	0,044268	Electricity consumption for Hitit 4.-1 floor - September (multiplier 1, initial 223566, final 223668)
	REC ile karşılanan 0 (kgCO ₂ e/kWh)	0 kWh							0	0	0	0	
	Electricity Generation Lokasyon Bazlı	5.524 kWh	2025-01-01	2025-12-31	Türkiye National Inventory	2023	Tier 2	AR6	0	0	0	2,397416	Electricity consumption for Hitit 6th floor - January (multiplier 1, initial 2276240, final 2281764)
Hitit Headquarter	Electricity Generation Market Bazlı	5.524 kWh	2025-01-01	2025-12-31	Türkiye National Inventory	2023	Tier 2	AR6	0	0	0	2,397416	Electricity consumption for Hitit 6th floor - January (multiplier 1, initial 2276240, final 2281764)
	REC ile karşılanan 0 (kgCO ₂ e/kWh)	0 kWh							0	0	0	0	

Tesis	Emisyon Kaynağı	Aktivite Miktarı	Başlangıç Tarihi	Bitiş Tarihi	EF Referansı	EF Yılı	Tier Kalitesi	AR	tCO ₂	tCH ₄	tN ₂ O	tCO ₂ e	Açıklama
Hitit Headquarter	Electricity Generation Lokasyon Bazlı	258 kWh	2025-01-01	2025-12-31	Türkiye National Inventory	2023	Tier 2	AR6	0	0	0	0,111972	Electricity consumption for Hitit 4th floor - June (multiplier 6, initial 11054, final 11097)
	Electricity Generation Market Bazlı	258 kWh	2025-01-01	2025-12-31	Türkiye National Inventory	2023	Tier 2	AR6	0	0	0	0,111972	Electricity consumption for Hitit 4th floor - June (multiplier 6, initial 11054, final 11097)
	REC ile karşılanan 0 (kgCO ₂ e/kWh)	0 kWh							0	0	0	0	
Hitit Headquarter	Electricity Generation Lokasyon Bazlı	228 kWh	2025-01-01	2025-12-31	Türkiye National Inventory	2023	Tier 2	AR6	0	0	0	0,098952	Electricity consumption for Hitit 4th floor - May (multiplier 6, initial 11016, final 11054)
	Electricity Generation Market Bazlı	228 kWh	2025-01-01	2025-12-31	Türkiye National Inventory	2023	Tier 2	AR6	0	0	0	0,098952	Electricity consumption for Hitit 4th floor - May (multiplier 6, initial 11016, final 11054)
	REC ile karşılanan 0 (kgCO ₂ e/kWh)	0 kWh							0	0	0	0	
Hitit Headquarter	Electricity Generation Lokasyon Bazlı	154 kWh	2025-01-01	2025-12-31	Türkiye National Inventory	2023	Tier 2	AR6	0	0	0	0,066836	Electricity consumption for Hitit 4.-1 floor - April (multiplier 1, initial 222837, final 222991)
	Electricity Generation Market Bazlı	154 kWh	2025-01-01	2025-12-31	Türkiye National Inventory	2023	Tier 2	AR6	0	0	0	0,066836	Electricity consumption for Hitit 4.-1 floor - April (multiplier 1, initial 222837, final 222991)
	REC ile karşılanan 0 (kgCO ₂ e/kWh)	0 kWh							0	0	0	0	
Pakistan Office	Electricity Generation Pakistan (HİTİT BİLGİSAYAR HİZMETLERİ A.Ş.) Lokasyon Bazlı	24.893,60730594 kWh	2025-01-01	2025-12-31	IRENA	2023	Tier 2	AR6	0	0	0	8,93680502	Pakistan Office Electricity Consumption
	Electricity Generation Pakistan (HİTİT BİLGİSAYAR HİZMETLERİ A.Ş.) Market Bazlı	24.893,60730594 kWh	2025-01-01	2025-12-31	IRENA	2023	Tier 2	AR6	0	0	0	8,93680502	Pakistan Office Electricity Consumption
	REC ile karşılanan 0 (kgCO ₂ e/kWh)	0 kWh							0	0	0	0	
Hitit Headquarter	Electricity Generation Lokasyon Bazlı	4.940 kWh	2025-01-01	2025-12-31	Türkiye National Inventory	2023	Tier 2	AR6	0	0	0	2,14396	Electricity consumption for Hitit 6th floor - April (multiplier 1, initial 2291412, final 2296352)
	Electricity Generation Market Bazlı	4.940 kWh	2025-01-01	2025-12-31	Türkiye National Inventory	2023	Tier 2	AR6	0	0	0	2,14396	Electricity consumption for Hitit 6th floor - April (multiplier 1, initial 2291412, final 2296352)

Tesis	Emisyon Kaynağı	Aktivite Miktarı	Başlangıç Tarihi	Bitiş Tarihi	EF Referansı	EF Yılı	Tier Kalitesi	AR	tCO ₂	tCH ₄	tN ₂ O	tCO ₂ e	Açıklama
	REC ile karşılanan 0 (kgCO ₂ e/kWh)	0 kWh							0	0	0	0	
Hitit Headquarter	Electricity Generation Lokasyon Bazlı	288 kWh	2025-01-01	2025-12-31	Türkiye National Inventory	2023	Tier 2	AR6	0	0	0	0,124992	Electricity consumption for Hitit 4th floor - August (multiplier 6, initial 11152, final 11200)
	Electricity Generation Market Bazlı	288 kWh	2025-01-01	2025-12-31	Türkiye National Inventory	2023	Tier 2	AR6	0	0	0	0,124992	Electricity consumption for Hitit 4th floor - August (multiplier 6, initial 11152, final 11200)
	REC ile karşılanan 0 (kgCO ₂ e/kWh)	0 kWh							0	0	0	0	
Hitit Headquarter	Electricity Generation Lokasyon Bazlı	185 kWh	2025-01-01	2025-12-31	Türkiye National Inventory	2023	Tier 2	AR6	0	0	0	0,08029	Electricity consumption for Hitit 4.-1 floor - March (multiplier 1, initial 222652, final 222837)
	Electricity Generation Market Bazlı	185 kWh	2025-01-01	2025-12-31	Türkiye National Inventory	2023	Tier 2	AR6	0	0	0	0,08029	Electricity consumption for Hitit 4.-1 floor - March (multiplier 1, initial 222652, final 222837)
	REC ile karşılanan 0 (kgCO ₂ e/kWh)	0 kWh							0	0	0	0	
Hitit Headquarter	Electricity Generation Lokasyon Bazlı	229 kWh	2025-01-01	2025-12-31	Türkiye National Inventory	2023	Tier 2	AR6	0	0	0	0,099386	Electricity consumption for Hitit 4.-1 floor - February (multiplier 1, initial 222423, final 222652)
	Electricity Generation Market Bazlı	229 kWh	2025-01-01	2025-12-31	Türkiye National Inventory	2023	Tier 2	AR6	0	0	0	0,099386	Electricity consumption for Hitit 4.-1 floor - February (multiplier 1, initial 222423, final 222652)
	REC ile karşılanan 0 (kgCO ₂ e/kWh)	0 kWh							0	0	0	0	
Hitit Headquarter	Electricity Generation Lokasyon Bazlı	4.118 kWh	2025-01-01	2025-12-31	Türkiye National Inventory	2023	Tier 2	AR6	0	0	0	1,787212	Electricity consumption for Hitit 6th floor - August (multiplier 1, initial 2307639, final 2311757)
	Electricity Generation Market Bazlı	4.118 kWh	2025-01-01	2025-12-31	Türkiye National Inventory	2023	Tier 2	AR6	0	0	0	1,787212	Electricity consumption for Hitit 6th floor - August (multiplier 1, initial 2307639, final 2311757)
	REC ile karşılanan 0 (kgCO ₂ e/kWh)	0 kWh							0	0	0	0	
Hitit Headquarter	Electricity Generation Lokasyon Bazlı	219 kWh	2025-01-01	2025-12-31	Türkiye National Inventory	2023	Tier 2	AR6	0	0	0	0,095046	Electricity consumption for Hitit 4.-1 floor - August (multiplier 1, initial 223347, final 223566)

Tesis	Emisyon Kaynağı	Aktivite Miktarı	Başlangıç Tarihi	Bitiş Tarihi	EF Referansı	EF Yılı	Tier Kalitesi	AR	tCO ₂	tCH ₄	tN ₂ O	tCO ₂ e	Açıklama
Hitit Headquarter	Electricity Generation Market Bazlı	219 kWh	2025-01-01	2025-12-31	Türkiye National Inventory	2023	Tier 2	AR6	0	0	0	0,095046	Electricity consumption for Hitit 4.-1 floor - August (multiplier 1, initial 223347, final 223566)
	REC ile karşılanan 0 (kgCO ₂ e/kWh)	0 kWh							0	0	0	0	
Hitit Headquarter	Electricity Generation Lokasyon Bazlı	270 kWh	2025-01-01	2025-12-31	Türkiye National Inventory	2023	Tier 2	AR6	0	0	0	0,11718	Electricity consumption for Hitit 4th floor - March (multiplier 6, initial 10914, final 10959)
	Electricity Generation Market Bazlı	270 kWh	2025-01-01	2025-12-31	Türkiye National Inventory	2023	Tier 2	AR6	0	0	0	0,11718	
Hitit Headquarter	REC ile karşılanan 0 (kgCO ₂ e/kWh)	0 kWh							0	0	0	0	Electricity consumption for Hitit 4th floor - March (multiplier 6, initial 10914, final 10959)
	Electricity Generation Lokasyon Bazlı	384 kWh	2025-01-01	2025-12-31	Türkiye National Inventory	2023	Tier 2	AR6	0	0	0	0,166656	
Hitit Headquarter	Electricity Generation Market Bazlı	384 kWh	2025-01-01	2025-12-31	Türkiye National Inventory	2023	Tier 2	AR6	0	0	0	0,166656	Electricity consumption for Hitit 4th floor - October (multiplier 6, initial 11235, final 11299)
	REC ile karşılanan 0 (kgCO ₂ e/kWh)	0 kWh							0	0	0	0	
Hitit Headquarter	Electricity Generation Lokasyon Bazlı	100 kWh	2025-01-01	2025-12-31	Türkiye National Inventory	2023	Tier 2	AR6	0	0	0	0,0434	Electricity consumption for Hitit 4.-1 floor - June (multiplier 1, initial 223067, final 223167)
	Electricity Generation Market Bazlı	100 kWh	2025-01-01	2025-12-31	Türkiye National Inventory	2023	Tier 2	AR6	0	0	0	0,0434	
Hitit Headquarter	REC ile karşılanan 0 (kgCO ₂ e/kWh)	0 kWh							0	0	0	0	Electricity consumption for Hitit 4.-1 floor - June (multiplier 1, initial 223067, final 223167)
	Electricity Generation Lokasyon Bazlı	330 kWh	2025-01-01	2025-12-31	Türkiye National Inventory	2023	Tier 2	AR6	0	0	0	0,14322	
Hitit Headquarter	Electricity Generation Market Bazlı	330 kWh	2025-01-01	2025-12-31	Türkiye National Inventory	2023	Tier 2	AR6	0	0	0	0,14322	Electricity consumption for Hitit 4th floor - July (multiplier 6, initial 11097, final 11152)
	REC ile karşılanan 0 (kgCO ₂ e/kWh)	0 kWh							0	0	0	0	
Hitit Headquarter	Electricity Generation Lokasyon Bazlı	4.673 kWh	2025-01-01	2025-12-31	Türkiye National Inventory	2023	Tier 2	AR6	0	0	0	2,028082	Electricity consumption for Hitit 6th floor - March (multiplier 1, initial 2286739, final 2291412)
	Electricity Generation Market Bazlı	4.673 kWh	2025-01-01	2025-12-31	Türkiye National Inventory	2023	Tier 2	AR6	0	0	0	2,028082	

Tesis	Emisyon Kaynağı	Aktivite Miktarı	Başlangıç Tarihi	Bitiş Tarihi	EF Referansı	EF Yılı	Tier Kalitesi	AR	tCO ₂	tCH ₄	tN ₂ O	tCO ₂ e	Açıklama
Hitit Headquarter	Electricity Generation Market Bazlı	4.673 kWh	2025-01-01	2025-12-31	Türkiye National Inventory	2023	Tier 2	AR6	0	0	0	2,028082	Electricity consumption for Hitit 6th floor - March (multiplier 1, initial 2286739, final 2291412)
	REC ile karşılanan 0 (kgCO ₂ e/kWh)	0 kWh							0	0	0	0	
	Electricity Generation Lokasyon Bazlı	180 kWh	2025-01-01	2025-12-31	Türkiye National Inventory	2023	Tier 2	AR6	0	0	0	0,07812	Electricity consumption for Hitit 4.-1 floor - July (multiplier 1, initial 223167, final 223347)
Hitit Headquarter	Electricity Generation Market Bazlı	180 kWh	2025-01-01	2025-12-31	Türkiye National Inventory	2023	Tier 2	AR6	0	0	0	0,07812	Electricity consumption for Hitit 4.-1 floor - July (multiplier 1, initial 223167, final 223347)
	REC ile karşılanan 0 (kgCO ₂ e/kWh)	0 kWh							0	0	0	0	
	Electricity Generation Lokasyon Bazlı	3.587 kWh	2025-01-01	2025-12-31	Türkiye National Inventory	2023	Tier 2	AR6	0	0	0	1,556758	Electricity consumption for Hitit 6th floor - September (multiplier 1, initial 2311757, final 2315344)
Hitit Headquarter	Electricity Generation Market Bazlı	3.587 kWh	2025-01-01	2025-12-31	Türkiye National Inventory	2023	Tier 2	AR6	0	0	0	1,556758	Electricity consumption for Hitit 6th floor - September (multiplier 1, initial 2311757, final 2315344)
	REC ile karşılanan 0 (kgCO ₂ e/kWh)	0 kWh							0	0	0	0	
	Electricity Generation Lokasyon Bazlı	76 kWh	2025-01-01	2025-12-31	Türkiye National Inventory	2023	Tier 2	AR6	0	0	0	0,032984	Electricity consumption for Hitit 4.-1 floor - May (multiplier 1, initial 222991, final 223067)
Hitit Headquarter	Electricity Generation Market Bazlı	76 kWh	2025-01-01	2025-12-31	Türkiye National Inventory	2023	Tier 2	AR6	0	0	0	0,032984	Electricity consumption for Hitit 4.-1 floor - May (multiplier 1, initial 222991, final 223067)
	REC ile karşılanan 0 (kgCO ₂ e/kWh)	0 kWh							0	0	0	0	
	Electricity Generation Lokasyon Bazlı	141 kWh	2025-01-01	2025-12-31	Türkiye National Inventory	2023	Tier 2	AR6	0	0	0	0,061194	Electricity consumption for Hitit 4.-1 floor - October (multiplier 1, initial 223668, final 223809)
Hitit Headquarter	Electricity Generation Market Bazlı	141 kWh	2025-01-01	2025-12-31	Türkiye National Inventory	2023	Tier 2	AR6	0	0	0	0,061194	Electricity consumption for Hitit 4.-1 floor - October (multiplier 1, initial 223668, final 223809)
	REC ile karşılanan 0 (kgCO ₂ e/kWh)	0 kWh							0	0	0	0	

Tesis	Emisyon Kaynağı	Aktivite Miktarı	Başlangıç Tarihi	Bitiş Tarihi	EF Referansı	EF Yılı	Tier Kalitesi	AR	tCO ₂	tCH ₄	tN ₂ O	tCO ₂ e	Açıklama
Hitit Headquarter	Electricity Generation Lokasyon Bazlı	3.823 kWh	2025-01-01	2025-12-31	Türkiye National Inventory	2023	Tier 2	AR6	0	0	0	1,659182	Electricity consumption for Hitit 6th floor - May (multiplier 1, initial 2296352, final 2300175)
	Electricity Generation Market Bazlı	3.823 kWh	2025-01-01	2025-12-31	Türkiye National Inventory	2023	Tier 2	AR6	0	0	0	1,659182	Electricity consumption for Hitit 6th floor - May (multiplier 1, initial 2296352, final 2300175)
	REC ile karşılanan 0 (kgCO ₂ e/kWh)	0 kWh							0	0	0	0	
Hitit Headquarter	Electricity Generation Lokasyon Bazlı	312 kWh	2025-01-01	2025-12-31	Türkiye National Inventory	2023	Tier 2	AR6	0	0	0	0,135408	Electricity consumption for Hitit 4th floor - January (multiplier 6, initial 10798, final 10850)
	Electricity Generation Market Bazlı	312 kWh	2025-01-01	2025-12-31	Türkiye National Inventory	2023	Tier 2	AR6	0	0	0	0,135408	Electricity consumption for Hitit 4th floor - January (multiplier 6, initial 10798, final 10850)
	REC ile karşılanan 0 (kgCO ₂ e/kWh)	0 kWh							0	0	0	0	
Hitit Headquarter	Electricity Generation Lokasyon Bazlı	384 kWh	2025-01-01	2025-12-31	Türkiye National Inventory	2023	Tier 2	AR6	0	0	0	0,166656	Electricity consumption for Hitit 4th floor - February (multiplier 6, initial 10850, final 10914)
	Electricity Generation Market Bazlı	384 kWh	2025-01-01	2025-12-31	Türkiye National Inventory	2023	Tier 2	AR6	0	0	0	0,166656	Electricity consumption for Hitit 4th floor - February (multiplier 6, initial 10850, final 10914)
	REC ile karşılanan 0 (kgCO ₂ e/kWh)	0 kWh							0	0	0	0	
Hitit Headquarter	Electricity Generation Lokasyon Bazlı	3.609 kWh	2025-01-01	2025-12-31	Türkiye National Inventory	2023	Tier 2	AR6	0	0	0	1,566306	Electricity consumption for Hitit 6th floor - June (multiplier 1, initial 2300175, final 2303784)
	Electricity Generation Market Bazlı	3.609 kWh	2025-01-01	2025-12-31	Türkiye National Inventory	2023	Tier 2	AR6	0	0	0	1,566306	Electricity consumption for Hitit 6th floor - June (multiplier 1, initial 2300175, final 2303784)
	REC ile karşılanan 0 (kgCO ₂ e/kWh)	0 kWh							0	0	0	0	
Hitit Headquarter	Electricity Generation Lokasyon Bazlı	4.707 kWh	2025-01-01	2025-12-31	Türkiye National Inventory	2023	Tier 2	AR6	0	0	0	2,042838	Electricity consumption for Hitit 6th floor - October (multiplier 1, initial 2315344, final 2320051)
	Electricity Generation Market Bazlı	4.707 kWh	2025-01-01	2025-12-31	Türkiye National Inventory	2023	Tier 2	AR6	0	0	0	2,042838	Electricity consumption for Hitit 6th floor - October (multiplier 1, initial 2315344, final 2320051)
	REC ile karşılanan 0 (kgCO ₂ e/kWh)	0 kWh							0	0	0	0	

Tesis	Emisyon Kaynağı	Aktivite Miktarı	Başlangıç Tarihi	Bitiş Tarihi	EF Referansı	EF Yılı	Tier Kalitesi	AR	tCO ₂	tCH ₄	tN ₂ O	tCO ₂ e	Açıklama
Hitit Headquarter	Electricity Generation Lokasyon Bazlı	112 kWh	2025-01-01	2025-12-31	Türkiye National Inventory	2023	Tier 2	AR6	0	0	0	0,048608	Electricity consumption for Hitit 4.-1 floor - January (multiplier 1, initial 222311, final 222423)
	Electricity Generation Market Bazlı	112 kWh	2025-01-01	2025-12-31	Türkiye National Inventory	2023	Tier 2	AR6	0	0	0	0,048608	Electricity consumption for Hitit 4.-1 floor - January (multiplier 1, initial 222311, final 222423)
	REC ile karşılanan 0 (kgCO ₂ e/kWh)	0 kWh							0	0	0	0	
Hitit Headquarter	Electricity Generation Lokasyon Bazlı	342 kWh	2025-01-01	2025-12-31	Türkiye National Inventory	2023	Tier 2	AR6	0	0	0	0,148428	Electricity consumption for Hitit 4th floor - April (multiplier 6, initial 10959, final 11016)
	Electricity Generation Market Bazlı	342 kWh	2025-01-01	2025-12-31	Türkiye National Inventory	2023	Tier 2	AR6	0	0	0	0,148428	Electricity consumption for Hitit 4th floor - April (multiplier 6, initial 10959, final 11016)
	REC ile karşılanan 0 (kgCO ₂ e/kWh)	0 kWh							0	0	0	0	
Hitit Headquarter	Electricity Generation Lokasyon Bazlı	3.972 kWh	2025-01-01	2025-12-31	Türkiye National Inventory	2023	Tier 2	AR6	0	0	0	1,723848	Electricity consumption for Hitit 6th floor - November (multiplier 1, initial 2320051, final 2324023)
	Electricity Generation Market Bazlı	3.972 kWh	2025-01-01	2025-12-31	Türkiye National Inventory	2023	Tier 2	AR6	0	0	0	1,723848	Electricity consumption for Hitit 6th floor - November (multiplier 1, initial 2320051, final 2324023)
	REC ile karşılanan 0 (kgCO ₂ e/kWh)	0 kWh							0	0	0	0	
Hitit Headquarter	Electricity Generation Lokasyon Bazlı	4.796 kWh	2025-01-01	2025-12-31	Türkiye National Inventory	2023	Tier 2	AR6	0	0	0	2,081464	Electricity consumption for Hitit 6th floor - December (multiplier 1, initial 2324023, final 2328819)
	Electricity Generation Market Bazlı	4.796 kWh	2025-01-01	2025-12-31	Türkiye National Inventory	2023	Tier 2	AR6	0	0	0	2,081464	Electricity consumption for Hitit 6th floor - December (multiplier 1, initial 2324023, final 2328819)
	REC ile karşılanan 0 (kgCO ₂ e/kWh)	0 kWh							0	0	0	0	
The Netherlands Office	Electricity Generation Netherlands (HİTİT BİLGİSAYAR HİZMETLERİ A.Ş.) Lokasyon Bazlı	2.056 kWh	2025-01-01	2025-12-31	EEA	2024	Tier 2	AR6	0	0	0	0,48316	Netherlands Office Electricity Consumption

Tesis	Emisyon Kaynağı	Aktivite Miktarı	Başlangıç Tarihi	Bitiş Tarihi	EF Referansı	EF Yılı	Tier Kalitesi	AR	tCO ₂	tCH ₄	tN ₂ O	tCO ₂ e	Açıklama
Hitit Headquarter	Electricity Generation Netherlands (HİTİT BİLGİSAYAR HİZMETLERİ A.Ş.) Market Bazlı	2.056 kWh	2025-01-01	2025-12-31	EEA	2024	Tier 2	AR6	0	0	0	0,48316	Netherlands Office Electricity Consumption
	REC ile karşılanan 0 (kgCO ₂ e/kWh)	0 kWh							0	0	0	0	
	Electricity Generation Lokasyon Bazlı	3.855 kWh	2025-01-01	2025-12-31	Türkiye National Inventory	2023	Tier 2	AR6	0	0	0	1,67307	Electricity consumption for Hitit 6th floor - July (multiplier 1, initial 2303784, final 2307639)
Hitit SAAS	Electricity Generation Market Bazlı	3.855 kWh	2025-01-01	2025-12-31	Türkiye National Inventory	2023	Tier 2	AR6	0	0	0	1,67307	Electricity consumption for Hitit 6th floor - July (multiplier 1, initial 2303784, final 2307639)
	REC ile karşılanan 0 (kgCO ₂ e/kWh)	0 kWh							0	0	0	0	
	Electricity Generation Lokasyon Bazlı	1.293,72 kWh	2025-01-01	2025-04-30	Türkiye National Inventory	2023	Tier 2	AR6	0	0	0	0,56147448	SAAS ofis elektrik ocak-nisan
Hitit Ankara Office	Electricity Generation Market Bazlı	1.293,72 kWh	2025-01-01	2025-04-30	Türkiye National Inventory	2023	Tier 2	AR6	0	0	0	0,56147448	SAAS ofis elektrik ocak-nisan
	REC ile karşılanan 0 (kgCO ₂ e/kWh)	0 kWh							0	0	0	0	
	Electricity Generation Lokasyon Bazlı	282,54 kWh	2025-01-16	2025-02-17	Türkiye National Inventory	2023	Tier 2	AR6	0	0	0	0,12262236	2. February consumption
Hitit Ankara Office	Electricity Generation Market Bazlı	282,54 kWh	2025-01-16	2025-02-17	Türkiye National Inventory	2023	Tier 2	AR6	0	0	0	0,12262236	2. February consumption
	REC ile karşılanan 0 (kgCO ₂ e/kWh)	0 kWh							0	0	0	0	
	Electricity Generation Lokasyon Bazlı	276,961 kWh	2025-02-17	2025-03-20	Türkiye National Inventory	2023	Tier 2	AR6	0	0	0	0,12020107	3. March consumption
Hitit Ankara Office	Electricity Generation Market Bazlı	276,961 kWh	2025-02-17	2025-03-20	Türkiye National Inventory	2023	Tier 2	AR6	0	0	0	0,12020107	3. March consumption
	REC ile karşılanan 0 (kgCO ₂ e/kWh)	0 kWh							0	0	0	0	
	Electricity Generation Lokasyon Bazlı	284,432 kWh	2025-03-20	2025-04-17	Türkiye National Inventory	2023	Tier 2	AR6	0	0	0	0,12344349	4. April consumption
Hitit Ankara Office	Electricity Generation Market Bazlı	284,432 kWh	2025-03-20	2025-04-17	Türkiye National Inventory	2023	Tier 2	AR6	0	0	0	0,12344349	4. April consumption
	REC ile karşılanan 0 (kgCO ₂ e/kWh)	0 kWh							0	0	0	0	

Tesis	Emisyon Kaynağı	Aktivite Miktarı	Başlangıç Tarihi	Bitiş Tarihi	EF Referansı	EF Yılı	Tier Kalitesi	AR	tCO ₂	tCH ₄	tN ₂ O	tCO ₂ e	Açıklama
Hitit Ankara Office	Electricity Generation Lokasyon Bazlı	277,789 kWh	2025-04-17	2025-05-16	Türkiye National Inventory	2023	Tier 2	AR6	0	0	0	0,12056043	5. May consumption
	Electricity Generation Market Bazlı	277,789 kWh	2025-04-17	2025-05-16	Türkiye National Inventory	2023	Tier 2	AR6	0	0	0	0,12056043	5. May consumption
	REC ile karşılanan 0 (kgCO ₂ e/kWh)	0 kWh							0	0	0	0	
Hitit SAAS	Electricity Generation Lokasyon Bazlı	2.927,84 kWh	2025-05-01	2025-12-31	Türkiye National Inventory	2023	Tier 2	AR6	0	0	0	1,27068256	SAAS ofis elektrik mayıs-aralık
	Electricity Generation Market Bazlı	2.927,84 kWh	2025-05-01	2025-12-31	Türkiye National Inventory	2023	Tier 2	AR6	0	0	0	1,27068256	SAAS ofis elektrik mayıs-aralık
	REC ile karşılanan 0 (kgCO ₂ e/kWh)	0 kWh							0	0	0	0	
Hitit Ankara Office	Electricity Generation Lokasyon Bazlı	535,985 kWh	2025-05-16	2025-06-19	Türkiye National Inventory	2023	Tier 2	AR6	0	0	0	0,23261749	6. June consumption
	Electricity Generation Market Bazlı	535,985 kWh	2025-05-16	2025-06-19	Türkiye National Inventory	2023	Tier 2	AR6	0	0	0	0,23261749	6. June consumption
	REC ile karşılanan 0 (kgCO ₂ e/kWh)	0 kWh							0	0	0	0	
Hitit Ankara Office	Electricity Generation Lokasyon Bazlı	1.383,69 kWh	2025-06-19	2025-07-19	Türkiye National Inventory	2023	Tier 2	AR6	0	0	0	0,60052146	7. July consumption
	Electricity Generation Market Bazlı	1.383,69 kWh	2025-06-19	2025-07-19	Türkiye National Inventory	2023	Tier 2	AR6	0	0	0	0,60052146	7. July consumption
	REC ile karşılanan 0 (kgCO ₂ e/kWh)	0 kWh							0	0	0	0	
Hitit Ankara Office	Electricity Generation Lokasyon Bazlı	1.731,303 kWh	2025-07-19	2025-08-16	Türkiye National Inventory	2023	Tier 2	AR6	0	0	0	0,7513855	8. August consumption
	Electricity Generation Market Bazlı	1.731,303 kWh	2025-07-19	2025-08-16	Türkiye National Inventory	2023	Tier 2	AR6	0	0	0	0,7513855	8. August consumption
	REC ile karşılanan 0 (kgCO ₂ e/kWh)	0 kWh							0	0	0	0	
Hitit Ankara Office	Electricity Generation Lokasyon Bazlı	1.524,437 kWh	2025-08-16	2025-09-18	Türkiye National Inventory	2023	Tier 2	AR6	0	0	0	0,66160566	9. September consumption
	Electricity Generation Market Bazlı	1.524,437 kWh	2025-08-16	2025-09-18	Türkiye National Inventory	2023	Tier 2	AR6	0	0	0	0,66160566	9. September consumption
	REC ile karşılanan 0 (kgCO ₂ e/kWh)	0 kWh							0	0	0	0	

Tesis	Emisyon Kaynağı	Aktivite Miktarı	Başlangıç Tarihi	Bitiş Tarihi	EF Referansı	EF Yılı	Tier Kalitesi	AR	tCO ₂	tCH ₄	tN ₂ O	tCO ₂ e	Açıklama
Hitit Ankara Office	Electricity Generation Lokasyon Bazlı	1.447,926 kWh	2025-09-18	2025-10-17	Türkiye National Inventory	2023	Tier 2	AR6	0	0	0	0,62839988	10. October consumption
	Electricity Generation Market Bazlı	1.447,926 kWh	2025-09-18	2025-10-17	Türkiye National Inventory	2023	Tier 2	AR6	0	0	0	0,62839988	10. October consumption
	REC ile karşılanan 0 (kgCO ₂ e/kWh)	0 kWh							0	0	0	0	
Hitit Ankara Office	Electricity Generation Lokasyon Bazlı	9.724,334 kWh	2025-10-17	2025-11-19	Türkiye National Inventory	2023	Tier 2	AR6	0	0	0	4,22036096	11. November consumption
	Electricity Generation Market Bazlı	9.724,334 kWh	2025-10-17	2025-11-19	Türkiye National Inventory	2023	Tier 2	AR6	0	0	0	4,22036096	11. November consumption
	REC ile karşılanan 0 (kgCO ₂ e/kWh)	0 kWh							0	0	0	0	
Hitit Ankara Office	Electricity Generation Lokasyon Bazlı	1.924,031 kWh	2025-11-19	2025-12-15	Türkiye National Inventory	2023	Tier 2	AR6	0	0	0	0,83502945	12. December consumption
	Electricity Generation Market Bazlı	1.924,031 kWh	2025-11-19	2025-12-15	Türkiye National Inventory	2023	Tier 2	AR6	0	0	0	0,83502945	12. December consumption
	REC ile karşılanan 0 (kgCO ₂ e/kWh)	0 kWh							0	0	0	0	

2.2 Isı, Buhar ve Soğutma

Tesis	Emisyon Kaynağı	Aktivite Miktarı	Başlangıç Tarihi	Bitiş Tarihi	EF Referansı	EF Yılı	Tier Kalitesi	AR	tCO ₂	tCH ₄	tN ₂ O	tCO ₂ e	Açıklama
Hitit Headquarter	Natural Gas 2025 (HİTİT BİLGİSAYAR HİZMETLERİ A.Ş.)	14.123,74 m3	2025-01-01	2025-12-31	IPCC	2006	Tier 1	AR6	792.341,814	70,6187	1,412374	30,3637812	İTÜ Ofis Doğalgaz Tüketimi
The Netherlands Office	Natural Gas 2025 (HİTİT BİLGİSAYAR HİZMETLERİ A.Ş.)	80,72 m3	2025-01-01	2025-12-31	IPCC	2006	Tier 1	AR6	4.528,392	0,4036	0,008072	0,17353508	Netherlands Office Natural Gas Consumption
Hitit Ankara Office	Gas/Diesel Oil - COMMERCIAL/INSTITUTIONAL CATEGORY (HİTİT BİLGİSAYAR HİZMETLERİ A.Ş.)	4,545 L	2025-01-01	2025-12-31	IPCC	2006	Tier 1	AR6	0,01201984	0,00000162	0	0,0120651	Ankara Ofis Jeneratör Motorin Tüketimi
Hitit Ankara Office	Electricity Generation Türkiye (HİTİT BİLGİSAYAR HİZMETLERİ A.Ş.)	7.541 kWh	2025-01-01	2025-12-31	Türkiye Ulusal Envanter	2023	Tier 2	AR6	0	0	0	3,272794	Ankara Ofis Isınma
Hitit SAAS	Electricity Generation Türkiye (HİTİT BİLGİSAYAR HİZMETLERİ A.Ş.)	382,42 kWh	2025-01-01	2025-04-30	Türkiye Ulusal Envanter	2023	Tier 2	AR6	0	0	0	0,16597028	SAAS ofis ısınma ocak-nisan
Hitit SAAS	Electricity Generation Türkiye (HİTİT BİLGİSAYAR HİZMETLERİ A.Ş.)	1.348,38 kWh	2025-05-01	2025-12-31	Türkiye Ulusal Envanter	2023	Tier 2	AR6	0	0	0	0,58519692	SAAS ofis ısınma mayıs-aralık

KAPSAM 3

3.1 Satın Alınan Mal ve Hizmetler

Tesis	Emisyon Kaynağı	Aktivite Miktarı	Başlangıç Tarihi	Bitiş Tarihi	EF Referansı	EF Yılı	Tier Kalitesi	AR	tCO ₂	tCH ₄	tN ₂ O	tCO ₂ e	Açıklama
Hitit Ankara Office	Water supply	35,91 m3	2025-01-01	2025-12-31	Defra	2025	Tier 1	AR5	0	0	0	0,00686958	
Hitit Headquarter	Electricity Generation	167.900 kWh	2025-01-01	2025-12-31	Türkiye National Inventory	2023	Tier 2	AR6	0	0	0	72,8686	Verizon Veri Merkezi Enerji Kullanımı
Hitit Headquarter	Water supply	1.881,183 m3	2025-01-01	2025-12-31	Defra	2025	Tier 1	AR5	0	0	0	0,35987031	Su Tüketimi
Hitit Headquarter	Electricity Generation Belgium (HİTİT BİLGİSAYAR HİZMETLERİ A.Ş.)	60.731,53899241 kWh	2025-01-01	2025-12-31	EEA	2024	Tier 2	AR6	0	0	0	8,80607315	Google Veri Merkezi Enerji Kullanımı
Pakistan Office	Water Supply (HİTİT BİLGİSAYAR HİZMETLERİ A.Ş.)	79,429 USD	2025-01-01	2025-12-31	EPA	2023	Tier 3	AR6	0	0	0	0,05606918	
The Netherlands Office	Water supply	8,76 m3	2025-01-01	2025-12-31	Defra	2025	Tier 1	AR5	0	0	0	0,00167579	
Hitit Headquarter	Electricity Generation	145.570,323 kWh	2025-01-01	2025-12-31	Türkiye National Inventory	2023	Tier 2	AR6	0	0	0	63,17752018	Turkcell Veri Merkezi Enerji Kullanımı
Hitit Headquarter	Electricity Generation	461.028 kWh	2025-01-01	2025-12-31	Türkiye National Inventory	2023	Tier 2	AR6	0	0	0	200,086152	TI Sparkle Veri Merkezi Enerji Kullanımı
Hitit Headquarter	Computer and Office Machine Repair and Maintenance (HİTİT BİLGİSAYAR HİZMETLERİ A.Ş.)	32.557,78 USD	2025-01-01	2025-12-31	EPA	2025	Tier 3	AR6	0	0	0	2,47439128	Swich bakım bedeli
Hitit Headquarter	Office Supplies and Stationery Stores Supply Chain Emission Factors with Margins	529,04 TRY	2025-01-08	2025-01-08	EPA	2022	Tier 1	AR5	0	0	0	0,00166099	Purchase of Leitz WOW narrow metal office binders - 5 pieces
Hitit Headquarter	Coffee and Tea Manufacturing Supply Chain Emission Factors with Margins	3.678,48 TRY	2025-01-08	2025-01-08	EPA	2022	Tier 1	AR5	0	0	0	0,03672817	Purchase of Tchibo Professional Special filter coffee 250 g - 2 boxes
Hitit Headquarter	Stationery and Office Supplies Merchant Wholesalers Supply Chain Emission Factors with Margins	3.080,96 TRY	2025-01-08	2025-01-08	EPA	2022	Tier 1	AR5	0	0	0	0,01254887	Purchase of cardboard paper cups (8 oz, 50-pack) - 2 boxes

Tesis	Emisyon Kaynağı	Aktivite Miktarı	Başlangıç Tarihi	Bitiş Tarihi	EF Referansı	EF Yılı	Tier Kalitesi	AR	tCO ₂	tCH ₄	tN ₂ O	tCO ₂ e	Açıklama
Hitit Headquarter	Beet Sugar Manufacturing Supply Chain Emission Factors with Margins	358,8 TRY	2025-01-08	2025-01-08	EPA	2022	Tier 1	AR5	0	0	0	0,00489165	Purchase of cube sugar (750 g) - 6 pieces
Hitit Headquarter	Stationery and Office Supplies Merchant Wholesalers Supply Chain Emission Factors with Margins	973,44 TRY	2025-01-20	2025-01-20	EPA	2022	Tier 1	AR5	0	0	0	0,00393921	Purchase of 10 Leitz WOW office binders
Hitit Headquarter	Office Supplies and Stationery Stores Supply Chain Emission Factors with Margins	415,5 TRY	2025-01-23	2025-01-23	EPA	2022	Tier 1	AR5	0	0	0	0,00129271	Purchase of 10 packs of Duracell Simply Alkaline AAA 1.5V (2-pack blister)
Hitit Headquarter	Office Supplies and Stationery Stores Supply Chain Emission Factors with Margins	172,5 TRY	2025-01-23	2025-01-23	EPA	2022	Tier 1	AR5	0	0	0	0,00053669	Purchase of 5 packs of Selpak Professional wet wipes (60 count, lidded)
Hitit Headquarter	Stationery and Office Supplies Merchant Wholesalers Supply Chain Emission Factors with Margins	1.782 TRY	2025-01-23	2025-01-23	EPA	2022	Tier 1	AR5	0	0	0	0,00719247	Purchase of 20 personnel file folders (Dilman 8-section)
Hitit Headquarter	Office Supplies and Stationery Stores Supply Chain Emission Factors with Margins	546 TRY	2025-01-27	2025-01-27	EPA	2022	Tier 1	AR5	0	0	0	0,00169466	Purchase of PAPERMATE Inkjoy blue ballpoint pens (1 box)
Hitit Headquarter	Bottled Water Manufacturing Supply Chain Emission Factors with Margins	1.650 TRY	2025-01-31	2025-01-31	EPA	2022	Tier 1	AR5	0	0	0	0,00989492	Purchase of 1.5 L bottled water (Hayat) - 30 packages
Hitit Headquarter	Bottled Water Manufacturing Supply Chain Emission Factors with Margins	550 TRY	2025-01-31	2025-01-31	EPA	2022	Tier 1	AR5	0	0	0	0,00329831	Purchase of 0.33 L bottled water (Hayat) - 10 packages
Hitit Headquarter	Bottled Water Manufacturing Supply Chain Emission Factors with Margins	2.200 TRY	2025-01-31	2025-01-31	EPA	2022	Tier 1	AR5	0	0	0	0,01319323	Purchase of 0.50 L bottled water (Hayat) - 40 packages
Hitit Headquarter	Other Business Service Centers (including Copy Shops)	1.512,01 TRY	2025-02-03	2025-02-03	EPA	2021	Tier 1	AR5	0	0	0	0,00495893	Color A4 photocopy printing (100g), 252 pages
Hitit Headquarter	Other Business Service Centers (including Copy Shops)	480 TRY	2025-02-03	2025-02-03	EPA	2021	Tier 1	AR5	0	0	0	0,00157425	Plastic spiral binding 12mm, 6 units

Tesis	Emisyon Kaynağı	Aktivite Miktarı	Başlangıç Tarihi	Bitiş Tarihi	EF Referansı	EF Yılı	Tier Kalitesi	AR	tCO ₂	tCH ₄	tN ₂ O	tCO ₂ e	Açıklama
Hitit Headquarter	All Other Health and Personal Care Stores Supply Chain Emission Factors with Margins	146,74 TRY	2025-02-03	2025-02-03	EPA	2022	Tier 1	AR5	0	0	0	0,0005302	Dolphin multi-purpose nitrile gloves (M, black, box of 100)
Hitit Headquarter	Stationery and Office Supplies Merchant Wholesalers Supply Chain Emission Factors with Margins	373,75 TRY	2025-02-19	2025-02-19	EPA	2022	Tier 1	AR5	0	0	0	0,00148242	Coffee 1x4 brown filter coffee paper 80-pack - 5 pieces
Hitit Headquarter	Office Supplies and Stationery Stores Supply Chain Emission Factors with Margins	118,44 TRY	2025-02-19	2025-02-19	EPA	2022	Tier 1	AR5	0	0	0	0,00036212	Scrikss Broadline gel pen 1.0 mm blue (BJP05A) - 2 pieces
Hitit Headquarter	Office Supplies and Stationery Stores Supply Chain Emission Factors with Margins	211,81 TRY	2025-02-19	2025-02-19	EPA	2022	Tier 1	AR5	0	0	0	0,00064758	Edding 141F acetate/CD marker 0.6 mm black - 2 pieces
Hitit Headquarter	Beet Sugar Manufacturing Supply Chain Emission Factors with Margins	305,5 TRY	2025-02-19	2025-02-19	EPA	2022	Tier 1	AR5	0	0	0	0,00405588	Balkupu Elite double-wrapped cube sugar 750 g - 5 pieces
Hitit Headquarter	All Other Miscellaneous Electrical Equipment and Component Manufacturing Supply Chain Emission Factors with Margins	403,11 TRY	2025-02-19	2025-02-19	EPA	2022	Tier 1	AR5	0	0	0	0,00142122	FRAGILE HP CB540A black compatible toner 1500 pages (CM1312 CP1215 CRG731) - 1 piece
Hitit Headquarter	All Other Miscellaneous Electrical Equipment and Component Manufacturing Supply Chain Emission Factors with Margins	455,4 TRY	2025-02-19	2025-02-19	EPA	2022	Tier 1	AR5	0	0	0	0,00160557	FRAGILE HP CF541A 203A cyan compatible toner 1200 pages (M254DW M280NW) - 1 piece
Hitit Headquarter	Dry, Condensed, and Evaporated Dairy Product Manufacturing Supply Chain Emission Factors with Margins	2.057,64 TRY	2025-02-19	2025-02-19	EPA	2022	Tier 1	AR5	0	0	0	0,03638576	Nestle Coffee Mate coffee creamer 400 g - 10 pieces
Hitit Headquarter	Office Supplies and Stationery Stores Supply Chain Emission Factors with Margins	109,81 TRY	2025-02-19	2025-02-19	EPA	2022	Tier 1	AR5	0	0	0	0,00033573	Scrikss DNA gel ballpoint pen 0.7 mm blue - 2 pieces

Tesis	Emisyon Kaynağı	Aktivite Miktarı	Başlangıç Tarihi	Bitiş Tarihi	EF Referansı	EF Yılı	Tier Kalitesi	AR	tCO ₂	tCH ₄	tN ₂ O	tCO ₂ e	Açıklama
Hitit Headquarter	All Other Miscellaneous Electrical Equipment and Component Manufacturing Supply Chain Emission Factors with Margins	455,4 TRY	2025-02-19	2025-02-19	EPA	2022	Tier 1	AR5	0	0	0	0,00160557	FRAGILE HP CF543A 203A magenta compatible toner 1200 pages (M254DW M280NW) - 1 piece
Hitit Headquarter	Office Supplies and Stationery Stores Supply Chain Emission Factors with Margins	240,77 TRY	2025-02-19	2025-02-19	EPA	2022	Tier 1	AR5	0	0	0	0,00073613	Pritt Stick adhesive 43 g (208865) - 4 pieces
Hitit Headquarter	Coffee and Tea Manufacturing Supply Chain Emission Factors with Margins	4.317,46 TRY	2025-02-19	2025-02-19	EPA	2022	Tier 1	AR5	0	0	0	0,0419788	Tchibo Professional Special filter coffee 250 g - 2 boxes
Hitit Headquarter	All Other Miscellaneous Electrical Equipment and Component Manufacturing Supply Chain Emission Factors with Margins	455,4 TRY	2025-02-19	2025-02-19	EPA	2022	Tier 1	AR5	0	0	0	0,00160557	FRAGILE HP CF542A 203A yellow compatible toner 1200 pages (M254DW M280NW) - 1 piece
Hitit Headquarter	Office Supplies and Stationery Stores Supply Chain Emission Factors with Margins	73,66 TRY	2025-02-19	2025-02-19	EPA	2022	Tier 1	AR5	0	0	0	0,00022521	Scrikss LP-68 liquid pen blue - 1 piece
Hitit Headquarter	Bottled Water Manufacturing Supply Chain Emission Factors with Margins	400 TRY	2025-02-28	2025-02-28	EPA	2022	Tier 1	AR5	0	0	0	0,00235135	Purchase of 0.33 L bottled water (8 packages)
Hitit Headquarter	Bottled Water Manufacturing Supply Chain Emission Factors with Margins	550 TRY	2025-02-28	2025-02-28	EPA	2022	Tier 1	AR5	0	0	0	0,0032331	Purchase of 0.50 L bottled water (10 packages)
Hitit Headquarter	Industrial and Personal Service Paper Merchant Wholesalers Supply Chain Emission Factors with Margins	1.679 TRY	2025-03-03	2025-03-03	EPA	2022	Tier 1	AR5	0	0	0	0,00663192	Huhtamaki paper cup 9 oz (pack of 50)
Hitit Headquarter	Coffee and Tea Manufacturing Supply Chain Emission Factors with Margins	2.158,73 TRY	2025-03-12	2025-03-12	EPA	2022	Tier 1	AR5	0	0	0	0,02082099	Tchibo Professional Special filter coffee 250 g
Hitit Headquarter	Beet Sugar Manufacturing Supply Chain Emission Factors with Margins	61,1 TRY	2025-03-12	2025-03-12	EPA	2022	Tier 1	AR5	0	0	0	0,00080467	Balküpü Elite double-wrapped cube sugar 750 g

Tesis	Emisyon Kaynağı	Aktivite Miktarı	Başlangıç Tarihi	Bitiş Tarihi	EF Referansı	EF Yılı	Tier Kalitesi	AR	tCO ₂	tCH ₄	tN ₂ O	tCO ₂ e	Açıklama
Hitit Headquarter	Coffee and Tea Manufacturing Supply Chain Emission Factors with Margins	1.800,63 TRY	2025-03-12	2025-03-12	EPA	2022	Tier 1	AR5	0	0	0	0,01736711	Lipton Earl Grey teabags 3.2 g x 100
Hitit Headquarter	Paper Bag and Coated and Treated Paper Manufacturing Supply Chain Emission Factors with Margins	458,2 TRY	2025-03-12	2025-03-12	EPA	2022	Tier 1	AR5	0	0	0	0,00455706	Asorty paper cups 4 oz, pack of 50
Hitit Headquarter	Office Supplies and Stationery Stores Supply Chain Emission Factors with Margins	115,49 TRY	2025-03-12	2025-03-12	EPA	2022	Tier 1	AR5	0	0	0	0,00035026	Adel correction tape 5mm x 8m
Hitit Headquarter	Printing and Writing Paper Merchant Wholesalers Supply Chain Emission Factors with Margins	1.560 TRY	2025-03-12	2025-03-12	EPA	2022	Tier 1	AR5	0	0	0	0,00613784	Navigator photocopy paper A4 80 gsm, 500 sheets
Hitit Headquarter	Other Paperboard Container Manufacturing Supply Chain Emission Factors with Margins	1.679 TRY	2025-03-12	2025-03-12	EPA	2022	Tier 1	AR5	0	0	0	0,02197428	Huhtamaki paper cups 9 oz, pack of 50
Hitit Headquarter	All Other Health and Personal Care Stores Supply Chain Emission Factors with Margins	156 TRY	2025-03-12	2025-03-12	EPA	2022	Tier 1	AR5	0	0	0	0,00055411	Selpak Professional wet wipes with cap, 60 count
Hitit Headquarter	Food and drink Primary material production	1,5 kg	2025-03-20	2025-03-20	Defra	2025	Tier 1	AR5	0	0	0	0,00555211	Purchase of 2 packs of cube sugar (750g each) for office use
Hitit Headquarter	All Other Miscellaneous Electrical Equipment and Component Manufacturing Supply Chain Emission Factors with Margins	477,03 TRY	2025-03-24	2025-03-24	EPA	2022	Tier 1	AR5	0	0	0	0,00160887	Compatible toner cartridge HP CF541A 203A Cyan, 1200 pages (M254DW/M280NW)
Hitit Headquarter	All Other Miscellaneous Electrical Equipment and Component Manufacturing Supply Chain Emission Factors with Margins	477,03 TRY	2025-03-24	2025-03-24	EPA	2022	Tier 1	AR5	0	0	0	0,00160887	Compatible toner cartridge HP CF540A 203A Black, 1500 pages (M254DW/M280NW)

Tesis	Emisyon Kaynağı	Aktivite Miktarı	Başlangıç Tarihi	Bitiş Tarihi	EF Referansı	EF Yılı	Tier Kalitesi	AR	tCO ₂	tCH ₄	tN ₂ O	tCO ₂ e	Açıklama
Hitit Headquarter	All Other Miscellaneous Electrical Equipment and Component Manufacturing Supply Chain Emission Factors with Margins	477,03 TRY	2025-03-24	2025-03-24	EPA	2022	Tier 1	AR5	0	0	0	0,00160887	Compatible toner cartridge HP CF542A 203A Yellow, 1200 pages (M254DW/M280NW)
Hitit Headquarter	All Other Miscellaneous Electrical Equipment and Component Manufacturing Supply Chain Emission Factors with Margins	477,03 TRY	2025-03-24	2025-03-24	EPA	2022	Tier 1	AR5	0	0	0	0,00160887	Compatible toner cartridge HP CF543A 203A Magenta, 1200 pages (M254DW/M280NW)
Hitit Headquarter	All Other Miscellaneous Electrical Equipment and Component Manufacturing Supply Chain Emission Factors with Margins	433,66 TRY	2025-03-24	2025-03-24	EPA	2022	Tier 1	AR5	0	0	0	0,00146259	Compatible toner cartridge HP CF403A / Canon CRG-045 Magenta, 1400 pages
Hitit Headquarter	All Other Miscellaneous Electrical Equipment and Component Manufacturing Supply Chain Emission Factors with Margins	433,66 TRY	2025-03-24	2025-03-24	EPA	2022	Tier 1	AR5	0	0	0	0,00146259	Compatible toner cartridge HP CF402A / Canon CRG-045 Yellow, 1400 pages
Hitit Headquarter	All Other Miscellaneous Electrical Equipment and Component Manufacturing Supply Chain Emission Factors with Margins	433,66 TRY	2025-03-24	2025-03-24	EPA	2022	Tier 1	AR5	0	0	0	0,00146259	Compatible toner cartridge HP CF401A / Canon CRG-045 Blue, 1400 pages
Hitit Headquarter	All Other Miscellaneous Electrical Equipment and Component Manufacturing Supply Chain Emission Factors with Margins	433,66 TRY	2025-03-24	2025-03-24	EPA	2022	Tier 1	AR5	0	0	0	0,00146259	Compatible toner cartridge HP CF400A / Canon CRG-045 Black, 1500 pages
Hitit Headquarter	Office Supplies and Stationery Stores Supply Chain Emission Factors with Margins	19,6 TRY	2025-03-28	2025-03-28	EPA	2022	Tier 1	AR5	0	0	0	0,00005723	MAS Bion 9020 paper clips No:2 - 1 piece
Hitit Headquarter	Coffee and Tea Manufacturing Supply Chain Emission Factors with Margins	3.489,86 TRY	2025-03-28	2025-03-28	EPA	2022	Tier 1	AR5	0	0	0	0,03240444	Nescafe Gold coffee 200g jar - 1 box
Hitit Headquarter	Office Supplies and Stationery Stores Supply Chain Emission Factors with Margins	33,26 TRY	2025-03-28	2025-03-28	EPA	2022	Tier 1	AR5	0	0	0	0,00009711	MAS 230 staples No:3 - 1 piece

Tesis	Emisyon Kaynağı	Aktivite Miktarı	Başlangıç Tarihi	Bitiş Tarihi	EF Referansı	EF Yılı	Tier Kalitesi	AR	tCO ₂	tCH ₄	tN ₂ O	tCO ₂ e	Açıklama
Hitit Headquarter	Unlaminated Plastics Film and Sheet (except Packaging) Manufacturing Supply Chain Emission Factors with Margins	418,48 TRY	2025-03-28	2025-03-28	EPA	2022	Tier 1	AR5	0	0	0	0,00598819	Leitz 4796 punched plastic sleeves A4 100-pack - 3 pieces
Hitit Headquarter	Coffee and Tea Manufacturing Supply Chain Emission Factors with Margins	2.158,73 TRY	2025-03-28	2025-03-28	EPA	2022	Tier 1	AR5	0	0	0	0,02004448	Tchibo Professional Special filter coffee 250g - 1 box
Hitit Headquarter	Coffee and Tea Manufacturing Supply Chain Emission Factors with Margins	1.260,44 TRY	2025-03-28	2025-03-28	EPA	2022	Tier 1	AR5	0	0	0	0,01170358	Lipton Earl Grey tea bags 3.2g x 100 - 7 pieces
Hitit Headquarter	Dried and Dehydrated Food Manufacturing Supply Chain Emission Factors with Margins	420,08 TRY	2025-03-28	2025-03-28	EPA	2022	Tier 1	AR5	0	0	0	0,00420997	Nestle Coffee Mate creamer 400g - 2 pieces
Hitit Headquarter	Bottled Water Manufacturing Supply Chain Emission Factors with Margins	1.010 TRY	2025-03-28	2025-03-28	EPA	2022	Tier 1	AR5	0	0	0	0,00568535	Purchase of 0.33 L bottled water (20 packages)
Hitit Headquarter	All Other Converted Paper Product Manufacturing Supply Chain Emission Factors with Margins	3.358 TRY	2025-03-28	2025-03-28	EPA	2022	Tier 1	AR5	0	0	0	0,03029679	Huhtamaki 9 oz paper cups (50-pack) - 2 boxes
Hitit Headquarter	Office Supplies and Stationery Stores Supply Chain Emission Factors with Margins	328,23 TRY	2025-04-16	2025-04-16	EPA	2022	Tier 1	AR5	0	0	0	0,00095503	Transparent packing tape 45mm x 100m (6 pcs)
Hitit Headquarter	Office Supplies and Stationery Stores Supply Chain Emission Factors with Margins	77,09 TRY	2025-04-16	2025-04-16	EPA	2022	Tier 1	AR5	0	0	0	0,0002243	Deli 2001 plastic wide utility knife 18mm (2 pcs)
Hitit Headquarter	Office Supplies and Stationery Stores Supply Chain Emission Factors with Margins	154,82 TRY	2025-04-16	2025-04-16	EPA	2022	Tier 1	AR5	0	0	0	0,00045047	BIC Fix Strong instant adhesive 3g (4 pcs)
Hitit Headquarter	Printing and Writing Paper Merchant Wholesalers Supply Chain Emission Factors with Margins	1.625 TRY	2025-04-16	2025-04-16	EPA	2022	Tier 1	AR5	0	0	0	0,00613384	Navigator A4 80g photocopy paper 500 sheets (2 boxes)

Tesis	Emisyon Kaynağı	Aktivite Miktarı	Başlangıç Tarihi	Bitiş Tarihi	EF Referansı	EF Yılı	Tier Kalitesi	AR	tCO ₂	tCH ₄	tN ₂ O	tCO ₂ e	Açıklama
Hitit Headquarter	Office Supplies and Stationery Stores Supply Chain Emission Factors with Margins	51,97 TRY	2025-04-16	2025-04-16	EPA	2022	Tier 1	AR5	0	0	0	0,00015121	Duracell CR2032 lithium button cell 3V (1 pc)
Hitit Headquarter	Industrial and Personal Service Paper Merchant Wholesalers Supply Chain Emission Factors with Margins	4.672 TRY	2025-04-16	2025-04-16	EPA	2022	Tier 1	AR5	0	0	0	0,01763527	Huhtamaki paper cups 9 oz (50 pcs per pack) (2 boxes)
Hitit Headquarter	Coffee and Tea Manufacturing Supply Chain Emission Factors with Margins	5.676,53 TRY	2025-04-16	2025-04-16	EPA	2022	Tier 1	AR5	0	0	0	0,052526	Kurukahveci Mehmet Efendi Turkish coffee 500g (2 boxes)
Hitit Headquarter	Dry, Condensed, and Evaporated Dairy Product Manufacturing Supply Chain Emission Factors with Margins	658,76 TRY	2025-04-16	2025-04-16	EPA	2022	Tier 1	AR5	0	0	0	0,0110861	Nestlé Coffee Mate coffee creamer 400g (3 pcs)
Hitit Headquarter	Office Supplies and Stationery Stores Supply Chain Emission Factors with Margins	2.661,75 TRY	2025-04-16	2025-04-16	EPA	2022	Tier 1	AR5	0	0	0	0,00774474	Duracell alkaline AA batteries 4-pack (20 packs)
Hitit Headquarter	Stationery and Office Supplies Merchant Wholesalers Supply Chain Emission Factors with Margins	291,53 TRY	2025-04-16	2025-04-16	EPA	2022	Tier 1	AR5	0	0	0	0,00110043	Post-it 654 sticky notes 76x76 yellow (2 pads)
Hitit Headquarter	Coffee and Tea Manufacturing Supply Chain Emission Factors with Margins	1.928,78 TRY	2025-04-22	2025-04-22	EPA	2022	Tier 1	AR5	0	0	0	0,01778473	Tchibo Professional Special filter coffee 250 g (1 case)
Hitit Headquarter	Office Supplies and Stationery Stores Supply Chain Emission Factors with Margins	198,14 TRY	2025-04-22	2025-04-22	EPA	2022	Tier 1	AR5	0	0	0	0,00057449	Schneider One Sign roller pen blue (2 units)
Hitit Headquarter	Coffee and Tea Manufacturing Supply Chain Emission Factors with Margins	730,65 TRY	2025-04-29	2025-04-29	EPA	2022	Tier 1	AR5	0	0	0	0,00669843	Doğuş Black Label tea bags 2g x 100 - 5 units
Hitit Headquarter	Other Paperboard Container Manufacturing Supply Chain Emission Factors with Margins	637,44 TRY	2025-04-29	2025-04-29	EPA	2022	Tier 1	AR5	0	0	0	0,00792982	Paper cups 4 oz (50 pack) - 1 box

Tesis	Emisyon Kaynağı	Aktivite Miktarı	Başlangıç Tarihi	Bitiş Tarihi	EF Referansı	EF Yılı	Tier Kalitesi	AR	tCO ₂	tCH ₄	tN ₂ O	tCO ₂ e	Açıklama
Hitit Headquarter	Printing and Writing Paper Merchant Wholesalers Supply Chain Emission Factors with Margins	1.625 TRY	2025-04-29	2025-04-29	EPA	2022	Tier 1	AR5	0	0	0	0,00607721	Navigator photocopy paper A4 80g 500 sheets - 2 boxes
Hitit Headquarter	Coffee and Tea Manufacturing Supply Chain Emission Factors with Margins	4.317,46 TRY	2025-04-29	2025-04-29	EPA	2022	Tier 1	AR5	0	0	0	0,03958145	Tchibo Professional Special filter coffee 250g - 2 boxes
Hitit Headquarter	Coffee and Tea Manufacturing Supply Chain Emission Factors with Margins	1.800,63 TRY	2025-04-29	2025-04-29	EPA	2022	Tier 1	AR5	0	0	0	0,01650775	Lipton Earl Grey tea bags 3.2g x 100 - 10 units
Hitit Headquarter	Coffee and Tea Manufacturing Supply Chain Emission Factors with Margins	2.838,26 TRY	2025-04-29	2025-04-29	EPA	2022	Tier 1	AR5	0	0	0	0,0260205	Kurukahveci Mehmet Efendi Turkish coffee 500g - 1 box
Hitit Headquarter	Other Paperboard Container Manufacturing Supply Chain Emission Factors with Margins	4.672 TRY	2025-04-29	2025-04-29	EPA	2022	Tier 1	AR5	0	0	0	0,05812019	Huhtamaki paper cups 9 oz (50 pack) - 2 boxes
Hitit Headquarter	Coffee and Tea Manufacturing Supply Chain Emission Factors with Margins	4.551,36 TRY	2025-04-29	2025-04-29	EPA	2022	Tier 1	AR5	0	0	0	0,04172579	Nescafe Gold coffee 200g eco pack - 1 box
Hitit Headquarter	Bottled Water Manufacturing Supply Chain Emission Factors with Margins	1.515 TRY	2025-04-30	2025-04-30	EPA	2022	Tier 1	AR5	0	0	0	0,00841552	Purchase of bottled water (0.33 L PET), 30 packages
Hitit Headquarter	Office Supplies and Stationery Stores Supply Chain Emission Factors with Margins	442,78 TRY	2025-05-15	2025-05-15	EPA	2022	Tier 1	AR5	0	0	0	0,00126592	Compatible toner cartridge HP CF402A / Canon CRG-045 yellow (P1100 P1102W LBP6000 LBP6020B)
Hitit Headquarter	Office Supplies and Stationery Stores Supply Chain Emission Factors with Margins	487,06 TRY	2025-05-15	2025-05-15	EPA	2022	Tier 1	AR5	0	0	0	0,00139252	Compatible toner cartridge HP CF542A 203A yellow (M254DW M280NW)
Hitit Headquarter	Office Supplies and Stationery Stores Supply Chain Emission Factors with Margins	442,78 TRY	2025-05-15	2025-05-15	EPA	2022	Tier 1	AR5	0	0	0	0,00126592	Compatible toner cartridge HP CF403A / Canon CRG-045 red (P1102W LBP6000 LBP6020B)

Tesis	Emisyon Kaynağı	Aktivite Miktarı	Başlangıç Tarihi	Bitiş Tarihi	EF Referansı	EF Yılı	Tier Kalitesi	AR	tCO ₂	tCH ₄	tN ₂ O	tCO ₂ e	Açıklama
Hitit Headquarter	Office Supplies and Stationery Stores Supply Chain Emission Factors with Margins	487,06 TRY	2025-05-15	2025-05-15	EPA	2022	Tier 1	AR5	0	0	0	0,00139252	Compatible toner cartridge HP CF543A 203A red (M254DW M280NW)
Hitit Headquarter	Supermarkets and Other Grocery (except Convenience) Stores	318,58 TRY	2025-05-15	2025-05-15	EPA	2021	Tier 1	AR5	0	0	0	0,00195295	Lipton Earl Grey tea bags 3.2g x 100 - 2 units
Hitit Headquarter	Office Supplies and Stationery Stores Supply Chain Emission Factors with Margins	435,68 TRY	2025-05-15	2025-05-15	EPA	2022	Tier 1	AR5	0	0	0	0,00124562	Esselte 4199 Vivida filing folder grey (pack of 50) - 2 units
Hitit Headquarter	Office Supplies and Stationery Stores Supply Chain Emission Factors with Margins	524,1 TRY	2025-05-15	2025-05-15	EPA	2022	Tier 1	AR5	0	0	0	0,00149842	Leitz 4796 punched pocket A4 (pack of 100) - 5 units
Hitit Headquarter	Office Supplies and Stationery Stores Supply Chain Emission Factors with Margins	442,78 TRY	2025-05-15	2025-05-15	EPA	2022	Tier 1	AR5	0	0	0	0,00126592	Compatible toner cartridge HP CF401A / Canon CRG-045 blue (M252DW M277 LBP 611CN)
Hitit Headquarter	Supermarkets and Other Grocery (except Convenience) Stores	637,16 TRY	2025-05-15	2025-05-15	EPA	2021	Tier 1	AR5	0	0	0	0,0039059	Lipton Earl Grey tea bags 3.2g x 100 - 4 units
Hitit Headquarter	Office Supplies and Stationery Stores Supply Chain Emission Factors with Margins	5,037 TRY	2025-05-15	2025-05-15	EPA	2022	Tier 1	AR5	0	0	0	0,01440092	Huhtamaki paper cups 9 oz (packs of 50) - 60 units
Hitit Headquarter	Office Supplies and Stationery Stores Supply Chain Emission Factors with Margins	487,06 TRY	2025-05-15	2025-05-15	EPA	2022	Tier 1	AR5	0	0	0	0,00139252	Compatible toner cartridge HP CF540A 203A black (M254DW M280NW)
Hitit Headquarter	Office Supplies and Stationery Stores Supply Chain Emission Factors with Margins	487,06 TRY	2025-05-15	2025-05-15	EPA	2022	Tier 1	AR5	0	0	0	0,00139252	Compatible toner cartridge HP CF541A 203A blue (M254DW M280NW)
Hitit Headquarter	Office Supplies and Stationery Stores Supply Chain Emission Factors with Margins	114,6 TRY	2025-05-15	2025-05-15	EPA	2022	Tier 1	AR5	0	0	0	0,00032764	Faber-Castell 1425 needle-tip ballpoint pen 0.7 mm blue - 10 units
Hitit Headquarter	Office Supplies and Stationery Stores Supply Chain Emission Factors with Margins	442,78 TRY	2025-05-15	2025-05-15	EPA	2022	Tier 1	AR5	0	0	0	0,00126592	Compatible toner cartridge HP CF400A / Canon CRG-045 black (M252DW M252N LBP613CDW)

Tesis	Emisyon Kaynağı	Aktivite Miktarı	Başlangıç Tarihi	Bitiş Tarihi	EF Referansı	EF Yılı	Tier Kalitesi	AR	tCO ₂	tCH ₄	tN ₂ O	tCO ₂ e	Açıklama
Hitit Headquarter	Office Supplies and Stationery Stores Supply Chain Emission Factors with Margins	114,6 TRY	2025-05-15	2025-05-15	EPA	2022	Tier 1	AR5	0	0	0	0,00032764	Faber-Castell 1425 needle-tip ballpoint pen 0.7 mm black - 10 units
Hitit Headquarter	Bottled Water Manufacturing Supply Chain Emission Factors with Margins	1.515 TRY	2025-05-31	2025-05-31	EPA	2022	Tier 1	AR5	0	0	0	0,00825439	Purchase of 0.33 L bottled water (Hayat Su PET), 30 packages
Hitit Headquarter	Printing and Writing Paper Merchant Wholesalers Supply Chain Emission Factors with Margins	2.156,25 TRY	2025-06-03	2025-06-03	EPA	2022	Tier 1	AR5	0	0	0	0,0079311	Navigator A4 photocopy paper 80g, 500-sheet pack
Hitit Headquarter	Coffee and Tea Manufacturing Supply Chain Emission Factors with Margins	1.274,32 TRY	2025-06-03	2025-06-03	EPA	2022	Tier 1	AR5	0	0	0	0,01149013	Lipton Earl Grey teabags 3.2g x 100 (pack)
Hitit Headquarter	All Other Converted Paper Product Manufacturing Supply Chain Emission Factors with Margins	3.358 TRY	2025-06-03	2025-06-03	EPA	2022	Tier 1	AR5	0	0	0	0,02942027	Huhtamaki 9 oz paper cups (50-pack)
Hitit Headquarter	Office Supplies and Stationery Stores Supply Chain Emission Factors with Margins	820,3 TRY	2025-06-16	2025-06-16	EPA	2022	Tier 1	AR5	0	0	0	0,00231139	Leitz 1010 wide office binder (white) - 10 pieces
Hitit Headquarter	Office Supplies and Stationery Stores Supply Chain Emission Factors with Margins	410,15 TRY	2025-06-16	2025-06-16	EPA	2022	Tier 1	AR5	0	0	0	0,00115569	Leitz 1015 narrow office binder (white) - 5 pieces
Hitit Headquarter	Office Supplies and Stationery Stores Supply Chain Emission Factors with Margins	43,71 TRY	2025-06-16	2025-06-16	EPA	2022	Tier 1	AR5	0	0	0	0,00012316	Temat 25299 staples No:2 - 3 pieces
Hitit Headquarter	Office Supplies and Stationery Stores Supply Chain Emission Factors with Margins	88,68 TRY	2025-06-16	2025-06-16	EPA	2022	Tier 1	AR5	0	0	0	0,00024988	MAS 230 nickel-plated staples No:3 (single) - 4 pieces
Hitit Headquarter	Coffee and Tea Manufacturing Supply Chain Emission Factors with Margins	6.274,24 TRY	2025-06-16	2025-06-16	EPA	2022	Tier 1	AR5	0	0	0	0,05622287	Tchibo Professional Special filter coffee 250g - 32 pieces

Tesis	Emisyon Kaynağı	Aktivite Miktarı	Başlangıç Tarihi	Bitiş Tarihi	EF Referansı	EF Yılı	Tier Kalitesi	AR	tCO ₂	tCH ₄	tN ₂ O	tCO ₂ e	Açıklama
Hitit Headquarter	Coffee and Tea Manufacturing Supply Chain Emission Factors with Margins	2.849,7 TRY	2025-06-16	2025-06-16	EPA	2022	Tier 1	AR5	0	0	0	0,02553589	Turkish coffee 500g - 1 box
Hitit Headquarter	Industrial and Personal Service Paper Merchant Wholesalers Supply Chain Emission Factors with Margins	6.072 TRY	2025-06-16	2025-06-16	EPA	2022	Tier 1	AR5	0	0	0	0,02219583	Huhtamaki paper cups 9 oz (50 pcs) - 3 boxes
Hitit Headquarter	Industrial and Personal Service Paper Merchant Wholesalers Supply Chain Emission Factors with Margins	458,2 TRY	2025-06-16	2025-06-16	EPA	2022	Tier 1	AR5	0	0	0	0,00167492	Assorted paper cups 4 oz (50 pcs) - 1 box
Hitit Ankara Office	Other Paperboard Container Manufacturing Supply Chain Emission Factors without Margins	2.640 TRY	2025-07-01	2025-07-01	EPA	2022	Tier 1	AR5	0	0	0	0,02975017	Bencup cardboard cups 7 oz (vending)
Hitit Ankara Office	Stationery Product Manufacturing Supply Chain Emission Factors without Margins	132,5 TRY	2025-07-01	2025-07-01	EPA	2022	Tier 1	AR5	0	0	0	0,00088125	Mas sticky notes 35×51 neon, 100 sheets (3 colors)
Hitit Ankara Office	Stationery Product Manufacturing Supply Chain Emission Factors without Margins	120 TRY	2025-07-01	2025-07-01	EPA	2022	Tier 1	AR5	0	0	0	0,00079812	GIPTA Stick'n 76×76 neon orange sticky notes, 100 sheets
Hitit Ankara Office	Coffee and Tea Manufacturing	1.190 TRY	2025-07-01	2025-07-01	EPA	2021	Tier 1	AR5	0	0	0	0,01639677	Nestle Coffee-Mate tin 2 kg
Hitit Ankara Office	Coffee and Tea Manufacturing Supply Chain Emission Factors without Margins	1.667,5 TRY	2025-07-01	2025-07-01	EPA	2022	Tier 1	AR5	0	0	0	0,01309934	Lipton Earl Grey tea bags 100 count
Hitit Ankara Office	Coffee and Tea Manufacturing Margins of Supply Chain Emission Factors	775 TRY	2025-07-01	2025-07-01	EPA	2022	Tier 1	AR5	0	0	0	0,00077804	Tchibo Filter Coffee Gold Selection 250 g
Hitit Ankara Office	Other Paperboard Container Manufacturing Supply Chain Emission Factors without Margins	1.140 TRY	2025-07-01	2025-07-01	EPA	2022	Tier 1	AR5	0	0	0	0,01284666	EkstremCup 4 oz cardboard cups

Tesis	Emisyon Kaynağı	Aktivite Miktarı	Başlangıç Tarihi	Bitiş Tarihi	EF Referansı	EF Yılı	Tier Kalitesi	AR	tCO ₂	tCH ₄	tN ₂ O	tCO ₂ e	Açıklama
Hitit Ankara Office	Coffee and Tea Manufacturing Margins of Supply Chain Emission Factors	2.165 TRY	2025-07-01	2025-07-01	EPA	2022	Tier 1	AR5	0	0	0	0,00217349	Nescafe Gold jar 200 g
Hitit Ankara Office	Coffee and Tea Manufacturing Supply Chain Emission Factors with Margins	995 TRY	2025-07-01	2025-07-01	EPA	2022	Tier 1	AR5	0	0	0	0,0088153	Mehmet Efendi coffee tin 250 g
Hitit Ankara Office	Beet Sugar Manufacturing Supply Chain Emission Factors with Margins	235 TRY	2025-07-01	2025-07-01	EPA	2022	Tier 1	AR5	0	0	0	0,00284285	Doruk individually wrapped cube sugar 4 kg
Hitit Headquarter	All Other Plastics Product Manufacturing Supply Chain Emission Factors with Margins	472,38 TRY	2025-07-07	2025-07-07	EPA	2022	Tier 1	AR5	0	0	0	0,00438045	Leitz Color Clip Magic clamp file (red) purchase
Hitit Headquarter	All Other Converted Paper Product Manufacturing Supply Chain Emission Factors with Margins	825,5 TRY	2025-07-07	2025-07-07	EPA	2022	Tier 1	AR5	0	0	0	0,00707725	Coffee filter paper (brown) 80-pack purchase
Hitit Headquarter	Coffee and Tea Manufacturing Supply Chain Emission Factors with Margins	10.639,2 TRY	2025-07-07	2025-07-07	EPA	2022	Tier 1	AR5	0	0	0	0,09387216	Tchibo Professional Special filter coffee (250 g, 4 boxes) purchase
Hitit Headquarter	Coffee and Tea Manufacturing Supply Chain Emission Factors with Margins	11.811,8 TRY	2025-07-07	2025-07-07	EPA	2022	Tier 1	AR5	0	0	0	0,10421829	Kurukahveci Mehmet Efendi Turkish coffee (500 g) purchase
Hitit Headquarter	Office Supplies and Stationery Stores Supply Chain Emission Factors with Margins	630,8 TRY	2025-07-07	2025-07-07	EPA	2022	Tier 1	AR5	0	0	0	0,00175012	Schneider One Sign roller pens (blue, 1.0) purchase
Hitit Headquarter	All Other Plastics Product Manufacturing Supply Chain Emission Factors with Margins	303,08 TRY	2025-07-07	2025-07-07	EPA	2022	Tier 1	AR5	0	0	0	0,0028105	Esselte VIVIDA wire file (50 pcs) purchase
Hitit Headquarter	Coffee and Tea Manufacturing Supply Chain Emission Factors with Margins	1.800,63 TRY	2025-07-07	2025-07-07	EPA	2022	Tier 1	AR5	0	0	0	0,01588738	Lipton Earl Grey tea bags (3.2 g x 100) purchase
Hitit Headquarter	Coffee and Tea Manufacturing Supply Chain Emission Factors with Margins	8.436,36 TRY	2025-07-07	2025-07-07	EPA	2022	Tier 1	AR5	0	0	0	0,07443599	Nescafe Gold coffee (200 g, jar, 2 boxes) purchase

Tesis	Emisyon Kaynağı	Aktivite Miktarı	Başlangıç Tarihi	Bitiş Tarihi	EF Referansı	EF Yılı	Tier Kalitesi	AR	tCO ₂	tCH ₄	tN ₂ O	tCO ₂ e	Açıklama
Hitit Headquarter	Other Paperboard Container Manufacturing Supply Chain Emission Factors with Margins	8.448 TRY	2025-07-07	2025-07-07	EPA	2022	Tier 1	AR5	0	0	0	0,10114457	Huhtamaki 9 oz paper cups (50-pack, 3 boxes) purchase
Hitit Headquarter	Logging Supply Chain Emission Factors with Margins	153 TRY	2025-07-07	2025-07-07	EPA	2022	Tier 1	AR5	0	0	0	0,00092929	Wooden stirrers (1000-pack) purchase
Hitit Headquarter	Stationery Product Manufacturing Supply Chain Emission Factors with Margins	4.062,5 TRY	2025-07-07	2025-07-07	EPA	2022	Tier 1	AR5	0	0	0	0,03005649	Navigator A4 photocopy paper (80 g, 5 boxes) purchase
Hitit Headquarter	Dried and Dehydrated Food Manufacturing Supply Chain Emission Factors with Margins	1.582,38 TRY	2025-07-07	2025-07-07	EPA	2022	Tier 1	AR5	0	0	0	0,01506916	Nestle Coffee Mate creamer (400 g) purchase
Hitit Headquarter	Stationery Product Manufacturing Supply Chain Emission Factors with Margins	1.129,42 TRY	2025-07-07	2025-07-07	EPA	2022	Tier 1	AR5	0	0	0	0,00835604	Leitz WOW office binder (white) purchase
Hitit Headquarter	All Other Miscellaneous Electrical Equipment and Component Manufacturing Supply Chain Emission Factors with Margins	1.004,84 TRY	2025-07-09	2025-07-09	EPA	2022	Tier 1	AR5	0	0	0	0,00321137	Compatible toner cartridge HP CF543A 203A red, 1200 pages (M254DW M280NW), 2 units
Hitit Headquarter	All Other Miscellaneous Electrical Equipment and Component Manufacturing Supply Chain Emission Factors with Margins	487,06 TRY	2025-07-09	2025-07-09	EPA	2022	Tier 1	AR5	0	0	0	0,0015566	Compatible toner cartridge HP CF403A / Canon CRG-045 red, 1400 pages (P1102W LBP6000 LBP6020B), 1 unit
Hitit Headquarter	All Other Miscellaneous Electrical Equipment and Component Manufacturing Supply Chain Emission Factors with Margins	1.004,84 TRY	2025-07-09	2025-07-09	EPA	2022	Tier 1	AR5	0	0	0	0,00321137	Compatible toner cartridge HP CF542A 203A yellow, 1200 pages (M254DW M280NW), 2 units
Hitit Headquarter	All Other Miscellaneous Electrical Equipment and Component Manufacturing Supply Chain Emission Factors with Margins	974,12 TRY	2025-07-09	2025-07-09	EPA	2022	Tier 1	AR5	0	0	0	0,00311319	Compatible toner cartridge HP CF401A / Canon CRG-045 blue, 1400 pages (M252DW M277 LBP611CN), 2 units

Tesis	Emisyon Kaynağı	Aktivite Miktarı	Başlangıç Tarihi	Bitiş Tarihi	EF Referansı	EF Yılı	Tier Kalitesi	AR	tCO ₂	tCH ₄	tN ₂ O	tCO ₂ e	Açıklama
Hitit Headquarter	All Other Miscellaneous Electrical Equipment and Component Manufacturing Supply Chain Emission Factors with Margins	502,42 TRY	2025-07-09	2025-07-09	EPA	2022	Tier 1	AR5	0	0	0	0,00160569	Compatible toner cartridge HP CF540A 203A black, 1500 pages (M254DW M280NW), 1 unit
Hitit Headquarter	Carbon and Graphite Product Manufacturing Supply Chain Emission Factors with Margins	974,12 TRY	2025-07-09	2025-07-09	EPA	2022	Tier 1	AR5	0	0	0	0,00882882	Compatible toner cartridge HP CF400A / Canon CRG-045 black, 1500 pages (M252DW M252N LBP613CDW), 2 units
Hitit Headquarter	All Other Miscellaneous Electrical Equipment and Component Manufacturing Supply Chain Emission Factors with Margins	1.004,84 TRY	2025-07-09	2025-07-09	EPA	2022	Tier 1	AR5	0	0	0	0,00321137	Compatible toner cartridge HP CF541A 203A blue, 1200 pages (M254DW M280NW), 2 units
Hitit Headquarter	All Other Miscellaneous Electrical Equipment and Component Manufacturing Supply Chain Emission Factors with Margins	974,12 TRY	2025-07-09	2025-07-09	EPA	2022	Tier 1	AR5	0	0	0	0,00311319	Compatible toner cartridge HP CF402A / Canon CRG-045 yellow, 1400 pages (P1100 P1102W LBP6000 LBP6020B), 2 units
Hitit Headquarter	Coffee and Tea Manufacturing Supply Chain Emission Factors with Margins	1.073,8 TRY	2025-07-09	2025-07-09	EPA	2022	Tier 1	AR5	0	0	0	0,00946416	Kurukahveci Mehmet Efendi Turkish coffee 500g - 0.333 case
Hitit Headquarter	Coffee and Tea Manufacturing Supply Chain Emission Factors with Margins	2.177,55 TRY	2025-07-09	2025-07-09	EPA	2022	Tier 1	AR5	0	0	0	0,01919228	Doğuş Gurme tea bags 100x2g - 10 units
Hitit Headquarter	Stationery and Office Supplies Merchant Wholesalers Supply Chain Emission Factors with Margins	106,92 TRY	2025-07-22	2025-07-22	EPA	2022	Tier 1	AR5	0	0	0	0,00038052	Tipp-Ex sponge tip liquid corrector 20 ml - 3 pieces
Hitit Headquarter	Industrial and Personal Service Paper Merchant Wholesalers Supply Chain Emission Factors with Margins	1.099,68 TRY	2025-07-22	2025-07-22	EPA	2022	Tier 1	AR5	0	0	0	0,00391372	Paper cups 4 oz (50 pcs) - 2 boxes
Hitit Headquarter	Stationery and Office Supplies Merchant Wholesalers Supply Chain Emission Factors with Margins	195,19 TRY	2025-07-22	2025-07-22	EPA	2022	Tier 1	AR5	0	0	0	0,00069467	Tipp-Ex correction tape 5mm x 8m - 3 pieces

Tesis	Emisyon Kaynağı	Aktivite Miktarı	Başlangıç Tarihi	Bitiş Tarihi	EF Referansı	EF Yılı	Tier Kalitesi	AR	tCO ₂	tCH ₄	tN ₂ O	tCO ₂ e	Açıklama
Hitit Headquarter	Stationery and Office Supplies Merchant Wholesalers Supply Chain Emission Factors with Margins	3.937,44 TRY	2025-07-22	2025-07-22	EPA	2022	Tier 1	AR5	0	0	0	0,01401319	Leitz wide office binder - 40 pieces
Hitit Headquarter	Beet Sugar Manufacturing Supply Chain Emission Factors with Margins	483,18 TRY	2025-07-22	2025-07-22	EPA	2022	Tier 1	AR5	0	0	0	0,00575594	Cube sugar 750 g - 8 pieces
Hitit Headquarter	Cosmetics, Beauty Supplies, and Perfume Stores Supply Chain Emission Factors with Margins	380,83 TRY	2025-07-22	2025-07-22	EPA	2022	Tier 1	AR5	0	0	0	0,00122359	Selpak professional wet wipes 60 pcs (with cap) - 8 pieces
Hitit Headquarter	Industrial and Personal Service Paper Merchant Wholesalers Supply Chain Emission Factors with Margins	7.286,4 TRY	2025-07-22	2025-07-22	EPA	2022	Tier 1	AR5	0	0	0	0,02593201	Paper cups 9 oz (50 pcs) - 3 boxes
Hitit Headquarter	Cosmetics, Beauty Supplies, and Perfume Stores Supply Chain Emission Factors with Margins	71,76 TRY	2025-07-22	2025-07-22	EPA	2022	Tier 1	AR5	0	0	0	0,00023056	Wet wipes 56 pcs - 2 pieces
Hitit Headquarter	Bottled Water Manufacturing Supply Chain Emission Factors with Margins	1.818 TRY	2025-07-31	2025-07-31	EPA	2022	Tier 1	AR5	0	0	0	0,0095664	Purchase of bottled drinking water (0.33 L PET), 30 packages
Hitit Headquarter	Coffee and Tea Manufacturing Supply Chain Emission Factors with Margins	1.378,16 TRY	2025-08-08	2025-08-08	EPA	2022	Tier 1	AR5	0	0	0	0,01192534	Lipton Earl Grey tea bags 3.2 g x 100, 8 packs
Hitit Headquarter	All Other Miscellaneous Textile Product Mills Supply Chain Emission Factors with Margins	150,32 TRY	2025-08-08	2025-08-08	EPA	2022	Tier 1	AR5	0	0	0	0,0008954	Vileda microfiber cleaning cloth (5-pack), 2 pieces
Hitit Headquarter	All Other Converted Paper Product Manufacturing Supply Chain Emission Factors with Margins	2.024 TRY	2025-08-08	2025-08-08	EPA	2022	Tier 1	AR5	0	0	0	0,01701771	Huhtamaki paper cups 9 oz (pack of 50), 1 box
Hitit Headquarter	Plastics Bag and Pouch Manufacturing Supply Chain Emission Factors with Margins	1.048,2 TRY	2025-08-08	2025-08-08	EPA	2022	Tier 1	AR5	0	0	0	0,01397782	Leitz 4796 punched plastic sleeves A4 (100-pack), 10 pieces

Tesis	Emisyon Kaynağı	Aktivite Miktarı	Başlangıç Tarihi	Bitiş Tarihi	EF Referansı	EF Yılı	Tier Kalitesi	AR	tCO ₂	tCH ₄	tN ₂ O	tCO ₂ e	Açıklama
Hitit Ankara Office	All Other Converted Paper Product Manufacturing Supply Chain Emission Factors with Margins	315 TRY	2025-08-19	2025-08-19	EPA	2022	Tier 1	AR5	0	0	0	0,00264202	Caffeo 1×4 coffee filter paper 80 pcs
Hitit Ankara Office	Sanitary Paper Product Manufacturing Supply Chain Emission Factors without Margins	101,04 TRY	2025-08-19	2025-08-19	EPA	2022	Tier 1	AR5	0	0	0	0,00067945	Only napkins 30×30 Home 100 pcs
Hitit Ankara Office	Coffee and Tea Manufacturing Supply Chain Emission Factors with Margins	2.272,5 TRY	2025-08-19	2025-08-19	EPA	2022	Tier 1	AR5	0	0	0	0,01961601	Tchibo filter coffee Gold Selection 250 g (pack of 10)
Hitit Ankara Office	Toilet Preparation Manufacturing Supply Chain Emission Factors with Margins	358 TRY	2025-08-19	2025-08-19	EPA	2022	Tier 1	AR5	0	0	0	0,00169831	Lemon cologne 1 L with pump (Eyup Sabri Tuncer)
Hitit Ankara Office	Sanitary Paper Product Manufacturing Supply Chain Emission Factors with Margins	89 TRY	2025-08-19	2025-08-19	EPA	2022	Tier 1	AR5	0	0	0	0,00073995	Sleepy wet wipes 70×4 pack
Hitit Headquarter	Bottled Water Manufacturing Supply Chain Emission Factors with Margins	1.696,8 TRY	2025-08-30	2025-08-30	EPA	2022	Tier 1	AR5	0	0	0	0,00883423	Purchase of 0.33 L bottled water (Hayat Su) - 28 packages
Hitit Headquarter	Coffee and Tea Manufacturing Supply Chain Emission Factors with Margins	2.058,68 TRY	2025-09-11	2025-09-11	EPA	2022	Tier 1	AR5	0	0	0	0,01757558	Lipton Earl Grey tea bags 3.2 g x 100, 10 pieces
Hitit Headquarter	Coffee and Tea Manufacturing Supply Chain Emission Factors with Margins	7.979,4 TRY	2025-09-11	2025-09-11	EPA	2022	Tier 1	AR5	0	0	0	0,06812257	Tchibo Professional Special filter coffee 250 g, 3 boxes
Hitit Headquarter	All Other Converted Paper Product Manufacturing Supply Chain Emission Factors with Margins	8.448 TRY	2025-09-11	2025-09-11	EPA	2022	Tier 1	AR5	0	0	0	0,07008	Huhtamaki 9 oz paper cups (50-pack), 3 boxes
Hitit Headquarter	Coffee and Tea Manufacturing Supply Chain Emission Factors with Margins	9.664,2 TRY	2025-09-11	2025-09-11	EPA	2022	Tier 1	AR5	0	0	0	0,08250622	Kurukahveci Mehmet Efendi Turkish coffee 500 g, 3 boxes

Tesis	Emisyon Kaynağı	Aktivite Miktarı	Başlangıç Tarihi	Bitiş Tarihi	EF Referansı	EF Yılı	Tier Kalitesi	AR	tCO ₂	tCH ₄	tN ₂ O	tCO ₂ e	Açıklama
Hitit Headquarter	Dried and Dehydrated Food Manufacturing Supply Chain Emission Factors with Margins	1.054,92 TRY	2025-09-11	2025-09-11	EPA	2022	Tier 1	AR5	0	0	0	0,00972054	Nestle Coffee Mate creamer 400 g, 4 pieces
Hitit Headquarter	Office Supplies and Stationery Stores Supply Chain Emission Factors with Margins	198,14 TRY	2025-09-25	2025-09-25	EPA	2022	Tier 1	AR5	0	0	0	0,00052908	Rotring Tikky mechanical pencil 0.7 mm (white)
Hitit Headquarter	Stationery and Office Supplies Merchant Wholesalers Supply Chain Emission Factors with Margins	637,44 TRY	2025-09-25	2025-09-25	EPA	2022	Tier 1	AR5	0	0	0	0,00220813	Paper cups (4 oz, pack of 50)
Hitit Headquarter	Coffee and Tea Manufacturing Supply Chain Emission Factors with Margins	1.646,94 TRY	2025-09-25	2025-09-25	EPA	2022	Tier 1	AR5	0	0	0	0,01398543	Lipton Earl Grey tea bags (3.2 g x 100)
Hitit Headquarter	Office Supplies and Stationery Stores Supply Chain Emission Factors with Margins	473,34 TRY	2025-09-25	2025-09-25	EPA	2022	Tier 1	AR5	0	0	0	0,00126392	Rotring Tikky mechanical pencil set (0.7 lead + eraser, neon yellow)
Hitit Headquarter	Beet Sugar Manufacturing Supply Chain Emission Factors with Margins	357,5 TRY	2025-09-25	2025-09-25	EPA	2022	Tier 1	AR5	0	0	0	0,00414521	Cube sugar 750 g
The Netherlands Office	Telephone Apparatus Manufacturing Supply Chain Emission Factors with Margins	1.298 EUR	2025-09-30	2025-09-30	EPA	2022	Tier 1	AR5	0	0	0	0,14623123	Purchase of 2 Samsung Galaxy S25 128GB Black 5G smartphones
The Netherlands Office	Telephone Apparatus Manufacturing Supply Chain Emission Factors with Margins	11,4 EUR	2025-09-30	2025-09-30	EPA	2022	Tier 1	AR5	0	0	0	0,00128431	Private copying levy for smartphones (2025), included in product
Hitit Headquarter	Bottled Water Manufacturing Supply Chain Emission Factors with Margins	1.999,8 TRY	2025-09-30	2025-09-30	EPA	2022	Tier 1	AR5	0	0	0	0,01029066	Purchase of bottled water (0.33 L Hayat PET), 33 packages
Hitit Headquarter	Coffee and Tea Manufacturing Supply Chain Emission Factors with Margins	837,35 TRY	2025-10-06	2025-10-06	EPA	2022	Tier 1	AR5	0	0	0	0,00708694	Purchase of Nescafe 3-in-1 coffee 18g (72 units)
Hitit Headquarter	Coffee and Tea Manufacturing Supply Chain Emission Factors with Margins	918,75 TRY	2025-10-06	2025-10-06	EPA	2022	Tier 1	AR5	0	0	0	0,00777587	Purchase of Nescafe 3-in-1 hazelnut coffee 18g (79 units)

Tesis	Emisyon Kaynağı	Aktivite Miktarı	Başlangıç Tarihi	Bitiş Tarihi	EF Referansı	EF Yılı	Tier Kalitesi	AR	tCO ₂	tCH ₄	tN ₂ O	tCO ₂ e	Açıklama
Hitit Headquarter	Stationery and Office Supplies Merchant Wholesalers Supply Chain Emission Factors with Margins	959,14 TRY	2025-10-06	2025-10-06	EPA	2022	Tier 1	AR5	0	0	0	0,00331147	Purchase of Post-it 2051-L sticky notes 51x51, 450 sheets, yellow (2 units)
Hitit Headquarter	Stationery and Office Supplies Merchant Wholesalers Supply Chain Emission Factors with Margins	945,58 TRY	2025-10-06	2025-10-06	EPA	2022	Tier 1	AR5	0	0	0	0,00326466	Purchase of Post-it 2028-NB sticky notes 76x76, 450 sheets, green (1 unit)
Hitit Headquarter	Stationery and Office Supplies Merchant Wholesalers Supply Chain Emission Factors with Margins	945,58 TRY	2025-10-06	2025-10-06	EPA	2022	Tier 1	AR5	0	0	0	0,00326466	Purchase of Post-it 2028-B sticky notes 76x76, 450 sheets, blue (1 unit)
Hitit Headquarter	Coffee and Tea Manufacturing Supply Chain Emission Factors with Margins	81,9 TRY	2025-10-06	2025-10-06	EPA	2022	Tier 1	AR5	0	0	0	0,00069316	Purchase of Doğadan linden herbal tea 1.6g x 20 (1 unit)
Hitit Headquarter	Stationery and Office Supplies Merchant Wholesalers Supply Chain Emission Factors with Margins	692,55 TRY	2025-10-06	2025-10-06	EPA	2022	Tier 1	AR5	0	0	0	0,00239106	Purchase of Post-it 683-4 film index flags, 4 colours 35L (1 unit)
Hitit Headquarter	All Other Converted Paper Product Manufacturing Supply Chain Emission Factors with Margins	2.944,8 TRY	2025-10-06	2025-10-06	EPA	2022	Tier 1	AR5	0	0	0	0,02421735	Purchase of Huhtamaki economic paper cups 7 oz, packs of 80 (24 units)
Hitit Headquarter	Coffee and Tea Manufacturing Supply Chain Emission Factors with Margins	174,93 TRY	2025-10-08	2025-10-08	EPA	2022	Tier 1	AR5	0	0	0	0,00147954	Nescafe 3-in-1 hazelnut coffee purchase for office refreshments
Hitit Headquarter	Coffee and Tea Manufacturing Supply Chain Emission Factors with Margins	97,75 TRY	2025-10-08	2025-10-08	EPA	2022	Tier 1	AR5	0	0	0	0,00082676	Herbal tea (Doğadan Ayvalı İhlamur) purchase for office refreshments
Hitit Headquarter	Other Paperboard Container Manufacturing Supply Chain Emission Factors with Margins	4.857,6 TRY	2025-10-15	2025-10-15	EPA	2022	Tier 1	AR5	0	0	0	0,05559168	Huhtamaki cardboard cups 9 oz (50-pack), 2 boxes
Hitit Headquarter	Office Supplies and Stationery Stores Supply Chain Emission Factors with Margins	211,81 TRY	2025-10-23	2025-10-23	EPA	2022	Tier 1	AR5	0	0	0	0,00055921	Edding 142M Asatate/CD marker 1mm black purchased

Tesis	Emisyon Kaynağı	Aktivite Miktarı	Başlangıç Tarihi	Bitiş Tarihi	EF Referansı	EF Yılı	Tier Kalitesi	AR	tCO ₂	tCH ₄	tN ₂ O	tCO ₂ e	Açıklama
Hitit Headquarter	Office Supplies and Stationery Stores Supply Chain Emission Factors with Margins	105,91 TRY	2025-10-23	2025-10-23	EPA	2022	Tier 1	AR5	0	0	0	0,00027962	Edding 140S Asatate/CD marker 0.3mm black purchased
Hitit Headquarter	Office Supplies and Stationery Stores Supply Chain Emission Factors with Margins	1.118 TRY	2025-10-23	2025-10-23	EPA	2022	Tier 1	AR5	0	0	0	0,00295167	Mouse pads (Addison 300521) purchased
Hitit Headquarter	Office Supplies and Stationery Stores Supply Chain Emission Factors with Margins	1.454,25 TRY	2025-10-23	2025-10-23	EPA	2022	Tier 1	AR5	0	0	0	0,00383942	AAA alkaline batteries (Duracell 4-pack) purchased
Hitit Headquarter	Other Paperboard Container Manufacturing Supply Chain Emission Factors with Margins	2.213,8 TRY	2025-10-23	2025-10-23	EPA	2022	Tier 1	AR5	0	0	0	0,02522186	Paper cups (Huhtamaki 9 oz, 50 pcs) purchased
Hitit Headquarter	Dried and Dehydrated Food Manufacturing Supply Chain Emission Factors with Margins	1.318,65 TRY	2025-10-23	2025-10-23	EPA	2022	Tier 1	AR5	0	0	0	0,01194972	Nestle Coffee Mate coffee creamer 400g purchased
Hitit Headquarter	Coffee and Tea Manufacturing Supply Chain Emission Factors with Margins	664,95 TRY	2025-10-23	2025-10-23	EPA	2022	Tier 1	AR5	0	0	0	0,00558299	Tchibo Professional Special filter coffee 250g purchased
Hitit Headquarter	Coffee and Tea Manufacturing Supply Chain Emission Factors with Margins	2.058,68 TRY	2025-10-23	2025-10-23	EPA	2022	Tier 1	AR5	0	0	0	0,01728489	Lipton Earl Grey tea (3.2g x 100) purchased
Hitit Headquarter	Beet Sugar Manufacturing Supply Chain Emission Factors with Margins	357,5 TRY	2025-10-23	2025-10-23	EPA	2022	Tier 1	AR5	0	0	0	0,00409851	Sugar cubes (Balküpu Elite 750g) purchased
Hitit Headquarter	Office Supplies and Stationery Stores Supply Chain Emission Factors with Margins	551,79 TRY	2025-10-23	2025-10-23	EPA	2022	Tier 1	AR5	0	0	0	0,0014568	AA alkaline batteries (Duracell Simply 1.5V 2-pack) purchased
Hitit Headquarter	Food and drink Primary material production	9 kg	2025-10-27	2025-10-27	Defra	2025	Tier 1	AR5	0	0	0	0,03331263	Purchase of 36 packs of Tchibo Professional Special filter coffee (250 g each)
Hitit Headquarter	Bottled Water Manufacturing Supply Chain Emission Factors with Margins	650 TRY	2025-10-31	2025-10-31	EPA	2022	Tier 1	AR5	0	0	0	0,00330975	Bottled water 0.50 L PET - 10 packages

Tesis	Emisyon Kaynağı	Aktivite Miktarı	Başlangıç Tarihi	Bitiş Tarihi	EF Referansı	EF Yılı	Tier Kalitesi	AR	tCO ₂	tCH ₄	tN ₂ O	tCO ₂ e	Açıklama
Hitit Headquarter	Bottled Water Manufacturing Supply Chain Emission Factors with Margins	1.800 TRY	2025-10-31	2025-10-31	EPA	2022	Tier 1	AR5	0	0	0	0,00916545	Bottled water 0.33 L PET - 30 packages
Hitit Headquarter	Bottled Water Manufacturing Supply Chain Emission Factors with Margins	650 TRY	2025-10-31	2025-10-31	EPA	2022	Tier 1	AR5	0	0	0	0,00330975	Bottled water 1.5 L PET - 10 packages
Hitit Ankara Office	Cosmetics, Beauty Supplies, and Perfume Stores Supply Chain Emission Factors with Margins	915,21 TRY	2025-11-03	2025-11-03	EPA	2022	Tier 1	AR5	0	0	0	0,00282773	Purchase of lemon cologne pump bottles (Eyüp Sabri Tuncer), 4 units
Hitit Ankara Office	Other Grocery and Related Products Merchant Wholesalers Supply Chain Emission Factors with Margins	308 TRY	2025-11-03	2025-11-03	EPA	2022	Tier 1	AR5	0	0	0	0,00116392	Purchase of 150-count wet wipes (Eyüp Sabri Tuncer Bodrum mandarin), 1 unit
Hitit Ankara Office	Coffee and Tea Manufacturing Supply Chain Emission Factors with Margins	3.460,8 TRY	2025-11-03	2025-11-03	EPA	2022	Tier 1	AR5	0	0	0	0,02903525	Purchase of instant coffee jars (Nestle Nescafe Gold Signature 200 g), 7 units
Hitit Ankara Office	Coffee and Tea Manufacturing Supply Chain Emission Factors with Margins	1.622,08 TRY	2025-11-03	2025-11-03	EPA	2022	Tier 1	AR5	0	0	0	0,01360885	Purchase of 250 g Brazilian filter coffee (Mehmet Efendi), 8 units
Hitit Ankara Office	Dry, Condensed, and Evaporated Dairy Product Manufacturing Margins of Supply Chain Emission Factors	699,9 TRY	2025-11-03	2025-11-03	EPA	2022	Tier 1	AR5	0	0	0	0,00061548	Purchase of coffee whitener (Nescafe Coffee-Mate tin 2 kg), 1 unit
Hitit Headquarter	Printing and Writing Paper Merchant Wholesalers Supply Chain Emission Factors with Margins	1.581,3 TRY	2025-11-19	2025-11-19	EPA	2022	Tier 1	AR5	0	0	0	0,00537708	Photocopy paper A4 80 g (500-sheet reams), 10 units
Hitit Headquarter	All Other Miscellaneous Nonmetallic Mineral Product Manufacturing Supply Chain Emission Factors with Margins	103,58 TRY	2025-11-19	2025-11-19	EPA	2022	Tier 1	AR5	0	0	0	0,00192495	Safety direction sign 'Fire extinguisher' 25×35 cm, 2 units
Hitit Headquarter	All Other Health and Personal Care Stores Supply Chain Emission Factors with Margins	79,34 TRY	2025-11-19	2025-11-19	EPA	2022	Tier 1	AR5	0	0	0	0,00024356	Professional wet wipes 60-count, 2 units

Tesis	Emisyon Kaynağı	Aktivite Miktarı	Başlangıç Tarihi	Bitiş Tarihi	EF Referansı	EF Yılı	Tier Kalitesi	AR	tCO ₂	tCH ₄	tN ₂ O	tCO ₂ e	Açıklama
Hitit Headquarter	Plastics Packaging Film and Sheet (including Laminated) Manufacturing Supply Chain Emission Factors with Margins	244,4 TRY	2025-11-19	2025-11-19	EPA	2022	Tier 1	AR5	0	0	0	0,00313957	Transparent packing tape 45mm x 100m, 5 units
Hitit Headquarter	Plastics Packaging Film and Sheet (including Laminated) Manufacturing Supply Chain Emission Factors with Margins	43,46 TRY	2025-11-19	2025-11-19	EPA	2022	Tier 1	AR5	0	0	0	0,00055829	Transparent packing tape 45mm x 40m, 2 units
Hitit Headquarter	Paper Bag and Coated and Treated Paper Manufacturing Supply Chain Emission Factors with Margins	2.213,8 TRY	2025-11-19	2025-11-19	EPA	2022	Tier 1	AR5	0	0	0	0,01902871	Paper cups 9 oz (50 pack), 1 box
Hitit Headquarter	Coffee and Tea Manufacturing Supply Chain Emission Factors with Margins	384,2 TRY	2025-11-19	2025-11-19	EPA	2022	Tier 1	AR5	0	0	0	0,00320259	Tea purchase (Çaykur Tirebolu 500 g), 2 units
Hitit Headquarter	Laminated Plastics Plate, Sheet (except Packaging), and Shape Manufacturing Supply Chain Emission Factors with Margins	773,8 TRY	2025-11-21	2025-11-21	EPA	2022	Tier 1	AR5	0	0	0	0,00839824	Purchase of DYMO D1 40917 label tape (9mm x 7m, red-black) - 1 piece
Hitit Headquarter	Coffee and Tea Manufacturing Supply Chain Emission Factors with Margins	7.516,08 TRY	2025-11-24	2025-11-24	EPA	2022	Tier 1	AR5	0	0	0	0,06250618	Turkish coffee 500 g - 2 boxes
Hitit Headquarter	All Other Health and Personal Care Stores Supply Chain Emission Factors with Margins	224,25 TRY	2025-11-24	2025-11-24	EPA	2022	Tier 1	AR5	0	0	0	0,0006868	Selpak Professional wet wipes (60 count, flip-top) - 5 pieces
Hitit Headquarter	Coffee and Tea Manufacturing Supply Chain Emission Factors with Margins	7.979,4 TRY	2025-11-24	2025-11-24	EPA	2022	Tier 1	AR5	0	0	0	0,0663593	Tchibo Professional Special filter coffee 250 g - 3 boxes
Hitit Headquarter	Other Paperboard Container Manufacturing Supply Chain Emission Factors with Margins	637,44 TRY	2025-11-24	2025-11-24	EPA	2022	Tier 1	AR5	0	0	0	0,00719336	Paper cups 4 oz (50 count) - 1 box

Tesis	Emisyon Kaynağı	Aktivite Miktarı	Başlangıç Tarihi	Bitiş Tarihi	EF Referansı	EF Yılı	Tier Kalitesi	AR	tCO ₂	tCH ₄	tN ₂ O	tCO ₂ e	Açıklama
Hitit Headquarter	Toilet Preparation Manufacturing Supply Chain Emission Factors with Margins	2.044,1 TRY	2025-11-24	2025-11-24	EPA	2022	Tier 1	AR5	0	0	0	0,00934245	Classic lemon cologne 5 L - 2 pieces
Hitit Headquarter	Other Paperboard Container Manufacturing Supply Chain Emission Factors with Margins	4.427,6 TRY	2025-11-24	2025-11-24	EPA	2022	Tier 1	AR5	0	0	0	0,04996441	Paper cups 9 oz (50 count) - 2 boxes
Hitit Headquarter	Coffee and Tea Manufacturing Supply Chain Emission Factors with Margins	2.058,68 TRY	2025-11-24	2025-11-24	EPA	2022	Tier 1	AR5	0	0	0	0,01712066	Lipton Yellow Label tea bags (3.2 g x 100) - 10 pieces
Hitit Headquarter	Bottled Water Manufacturing Supply Chain Emission Factors with Margins	1.212 TRY	2025-11-29	2025-11-29	EPA	2022	Tier 1	AR5	0	0	0	0,00610345	Purchase of 0.33 L bottled water (Hayat Su PET), 20 packages
Hitit Headquarter	Coffee and Tea Manufacturing Supply Chain Emission Factors with Margins	945,88 TRY	2025-12-11	2025-12-11	EPA	2022	Tier 1	AR5	0	0	0	0,00783119	Lipton Yellow Label tea (3.2g x 100 bags) - 5 packs
Hitit Headquarter	Stationery and Office Supplies Merchant Wholesalers Supply Chain Emission Factors with Margins	247,65 TRY	2025-12-11	2025-12-11	EPA	2022	Tier 1	AR5	0	0	0	0,00083641	Coffee filter paper (brown, 80 sheets) - 3 pcs
Hitit Headquarter	Coffee and Tea Manufacturing Supply Chain Emission Factors with Margins	945,88 TRY	2025-12-11	2025-12-11	EPA	2022	Tier 1	AR5	0	0	0	0,00783119	Lipton Earl Grey tea (3.2g x 100 bags) - 5 packs
Hitit Headquarter	All Other Health and Personal Care Stores Supply Chain Emission Factors with Margins	448,5 TRY	2025-12-11	2025-12-11	EPA	2022	Tier 1	AR5	0	0	0	0,00136749	Selpak Professional wet wipes (60 pcs, with lid) - 10 packs
Hitit Headquarter	Industrial and Personal Service Paper Merchant Wholesalers Supply Chain Emission Factors with Margins	562,12 TRY	2025-12-11	2025-12-11	EPA	2022	Tier 1	AR5	0	0	0	0,00189849	Selpak Professional Extra napkins (200 sheets) - 10 packs
Hitit Headquarter	Coffee and Tea Manufacturing Supply Chain Emission Factors with Margins	7.979,4 TRY	2025-12-11	2025-12-11	EPA	2022	Tier 1	AR5	0	0	0	0,06606354	Tchibo Professional Special filter coffee 250g - 3 cartons

Tesis	Emisyon Kaynağı	Aktivite Miktarı	Başlangıç Tarihi	Bitiş Tarihi	EF Referansı	EF Yılı	Tier Kalitesi	AR	tCO ₂	tCH ₄	tN ₂ O	tCO ₂ e	Açıklama
Hitit Headquarter	Other Paperboard Container Manufacturing Supply Chain Emission Factors with Margins	10.626,24 TRY	2025-12-15	2025-12-15	EPA	2022	Tier 1	AR5	0	0	0	0,11920707	Purchase of 4 boxes of Huhtamaki 9 oz paper cups (50-pack each)
Hitit Headquarter	Industrial and Personal Service Paper Merchant Wholesalers Supply Chain Emission Factors with Margins	6.641,4 TRY	2025-12-25	2025-12-25	EPA	2022	Tier 1	AR5	0	0	0	0,02231383	Huhtamaki paper cups 9 oz (50 pcs) - 3 boxes
Hitit Headquarter	Plastics Packaging Film and Sheet (including Laminated) Manufacturing Supply Chain Emission Factors with Margins	293,28 TRY	2025-12-25	2025-12-25	EPA	2022	Tier 1	AR5	0	0	0	0,00372249	VEGE transparent packing tape 45mm x 100m - 6 pieces
Hitit Headquarter	Bottled Water Manufacturing Supply Chain Emission Factors with Margins	1.818 TRY	2025-12-31	2025-12-31	EPA	2022	Tier 1	AR5	0	0	0	0,00905713	Purchase of 0.33 L bottled water (HAYAT SU PET)

3.2 Sermaye Malları

Tesis	Emisyon Kaynağı	Aktivite Miktarı	Başlangıç Tarihi	Bitiş Tarihi	EF Referansı	EF Yılı	Tier Kalitesi	AR	tCO ₂	tCH ₄	tN ₂ O	tCO ₂ e	Açıklama
Hitit Headquarter	Electronic Computer Manufacturing Supply Chain Emission Factors without Margins	170.828,96438356 USD	2025-01-01	2025-12-31	EPA	2022	Tier 1	AR5	0	0	0	5,12486893	
Hitit Headquarter	Radio and Television Broadcasting and Wireless Communications Equipment Manufacturing Supply Chain Emission Factors without Margins	5.794,6063605 USD	2025-01-01	2025-12-31	EPA	2022	Tier 1	AR5	0	0	0	0,37664941	
Hitit Headquarter	Computer Terminal and Other Computer Peripheral Equipment Manufacturing Supply Chain Emission Factors without Margins	454,6754578 USD	2025-01-01	2025-12-31	EPA	2022	Tier 1	AR5	0	0	0	0,05274235	
Hitit Headquarter	Printing Machinery and Equipment Manufacturing Supply Chain Emission Factors without Margins	746,65586758 USD	2025-01-01	2025-12-31	EPA	2022	Tier 1	AR5	0	0	0	0,12394487	
Hitit Headquarter	Radio and Television Broadcasting and Wireless Communications Equipment Manufacturing Supply Chain Emission Factors without Margins	276.793,12015414 USD	2025-01-01	2025-12-31	EPA	2022	Tier 1	AR5	0	0	0	17,99155281	
Hitit Headquarter	Computer Terminal and Other Computer Peripheral Equipment Manufacturing Supply Chain Emission Factors without Margins	196.817,39 USD	2025-01-01	2025-12-31	EPA	2022	Tier 1	AR5	0	0	0	22,83081724	
The Netherlands Office	Radio and Television Broadcasting and Wireless Communications Equipment Manufacturing Supply Chain Emission Factors without Margins	1.298,99 EUR	2025-01-01	2025-12-31	EPA	2022	Tier 1	AR5	0	0	0	0,09546825	

3.3 Yakıt ve Enerji ile İlgili Faaliyetler

Tesis	Emisyon Kaynağı	Aktivite Miktarı	Başlangıç Tarihi	Bitiş Tarihi	EF Referansı	EF Yılı	Tier Kalitesi	AR	tCO ₂	tCH ₄	tN ₂ O	tCO ₂ e	Açıklama
Pakistan Office	WTT- overseas electricity (T&D) Pakistan	24.893,60730594 kWh	2025-01-01	2025-12-31	Defra	2021	Tier 2	AR5	0	0	0	0,39696926	
Pakistan Office	WTT- Electricity (generation) Pakistan	24,89360731 MWh	2025-01-01	2025-12-31	Defra	2021	Tier 2	AR5	0	0	0	2,01177782	
Hitit Headquarter	Electricity (T&D) Transmission	57.982 kWh	2025-01-01	2025-12-31	Türkiye National Inventory	2023	Tier 2	AR6	0	0	0	0,115964	
Hitit Headquarter	WTT Natural Gas (HİTİT BİLGİSAYAR HİZMETLERİ A.Ş.)	14.123,74 m3	2025-01-01	2025-12-31	Defra	2025	Tier 3	AR6	0	0	0	4,75405088	İTÜ Ofis Doğalgaz Tüketimi WTT
Hitit Headquarter	WTT Diesel (HİTİT BİLGİSAYAR HİZMETLERİ A.Ş.)	1.153,12 L	2025-01-01	2025-12-31	Defra	2025	Tier 3	AR6	0	0	0	0,70456785	Şirket Araçları Motorin Tüketimi WTT
Hitit Headquarter	Electricity (T&D) Disturbution	57.982 kWh	2025-01-01	2025-12-31	Türkiye National Inventory	2023	Tier 2	AR6	0	0	0	2,02937	
Hitit Headquarter	WTT- Electricity (generation) Turkey	57.982 kWh	2025-01-01	2025-12-31	Defra	2021	Tier 2	AR5	0	0	0	5,95217183	
The Netherlands Office	WTT Natural Gas (HİTİT BİLGİSAYAR HİZMETLERİ A.Ş.)	80,72 m3	2025-01-01	2025-12-31	Defra	2025	Tier 3	AR6	0	0	0	0,02717035	
The Netherlands Office	WTT- Electricity (generation) EU (average)	2.056 kWh	2025-01-01	2025-12-31	Defra	2021	Tier 2	AR5	0	0	0	0,15564571	
The Netherlands Office	WTT- overseas electricity (T&D) EU (average)	2.056 kWh	2025-01-01	2025-12-31	Defra	2021	Tier 2	AR5	0	0	0	0,01159027	
Hitit Ankara Office	Electricity (T&D) Disturbution	19.459,00468571 kWh	2025-01-01	2025-12-31	Türkiye National Inventory	2023	Tier 2	AR6	0	0	0	0,68106516	
Hitit Ankara Office	Electricity (T&D) Transmission	19.459,00468571 kWh	2025-01-01	2025-12-31	Türkiye National Inventory	2023	Tier 2	AR6	0	0	0	0,03891801	
Hitit Ankara Office	WTT Diesel (HİTİT BİLGİSAYAR HİZMETLERİ A.Ş.)	4,545 L	2025-01-01	2025-12-31	Defra	2025	Tier 3	AR6	0	0	0	0,00277704	
Hitit Ankara Office	WTT- Electricity (generation) Turkey	19.459,00468571 kWh	2025-01-01	2025-12-31	Defra	2021	Tier 2	AR5	0	0	0	1,99757407	

Tesis	Emisyon Kaynağı	Aktivite Miktarı	Başlangıç Tarihi	Bitiş Tarihi	EF Referansı	EF Yılı	Tier Kalitesi	AR	tCO ₂	tCH ₄	tN ₂ O	tCO ₂ e	Açıklama
Hitit Ankara Office	WTT- Electricity (generation) Turkey	7.541 kWh	2025-01-01	2025-12-31	Defra	2021	Tier 2	AR5	0	0	0	0,77412521	
Hitit Ankara Office	Electricity (T&D) Disturbution	7.541 kWh	2025-01-01	2025-12-31	Türkiye National Inventory	2023	Tier 2	AR6	0	0	0	0,263935	
Hitit Ankara Office	Electricity (T&D) Transmission	7.541 kWh	2025-01-01	2025-12-31	Türkiye National Inventory	2023	Tier 2	AR6	0	0	0	0,015082	
Hitit SAAS	Electricity (T&D) Disturbution	5.952,36 kWh	2025-01-01	2025-12-31	Türkiye National Inventory	2023	Tier 2	AR6	0	0	0	0,2083326	Satın alınan elektrik ve ısıtma dağıtım emisyonları
Hitit SAAS	Electricity (T&D) Transmission	5.952,36 kWh	2025-01-01	2025-12-31	Türkiye National Inventory	2023	Tier 2	AR6	0	0	0	0,01190472	Satın alınan elektrik ve ısıtma iletim emisyonları
Hitit SAAS	WTT- Electricity (generation) Turkey	5.952,36 kWh	2025-01-01	2025-12-31	Defra	2021	Tier 2	AR5	0	0	0	0,61104256	Satın alınan elektrik ve ısıtma üretim emisyonları

3.4 Yukarı Akış Taşıma ve Dağıtım

Tesis	Emisyon Kaynağı	Aktivite Miktarı	Başlangıç Tarihi	Bitiş Tarihi	EF Referansı	EF Yılı	Tier Kalitesi	AR	tCO ₂	tCH ₄	tN ₂ O	tCO ₂ e	Açıklama
Hitit Headquarter	Road Freight HGV (all diesel) All HGVs Average Laden	453,4 km	2025-01-01	2025-12-31	Defra	2025	Tier 1	AR5	0	0	0	0,47300048	Satın Alınan Mallar Nakliye
Hitit Headquarter	Road Freight HGV (all diesel) All HGVs Average Laden	8.216,7 km	2025-01-01	2025-12-31	Defra	2025	Tier 1	AR5	0	0	0	8,57190794	Duran Varlıklar Nakliye
Hitit Ankara Office	Road Freight HGV (all diesel) All HGVs Average Laden	35,4 km	2025-01-01	2025-12-31	Defra	2025	Tier 1	AR5	0	0	0	0,03693034	Satın Alımlar Nakliye
The Netherlands Office	Couriers and Express Delivery Services Supply Chain Emission Factors without Margins	0,99 EUR	2025-09-30	2025-09-30	EPA	2019	Tier 1	AR4	0	0	0	0,00029858	Shipping costs for delivery

3.5 Operasyonlarda Oluşan Atıklar

Tesis	Emisyon Kaynağı	Aktivite Miktarı	Başlangıç Tarihi	Bitiş Tarihi	EF Referansı	EF Yılı	Tier Kalitesi	AR	tCO ₂	tCH ₄	tN ₂ O	tCO ₂ e	Açıklama
Hitit Headquarter	Water treatment	1.787,12385 m3	2025-01-01	2025-12-31	Defra	2025	Tier 1	AR5	0	0	0	0,30538372	İTÜ Atıksu
Hitit Headquarter	Refuse Commercial and industrial waste Incineration with energy recovery	1.413,21 kg	2025-01-01	2025-12-31	Defra	2025	Tier 1	AR5	0	0	0	0,00662185	İTÜ Ambalaj Atıkları
Hitit Headquarter	Electrical items WEEE - small Landfill	160 kg	2025-01-01	2025-12-31	Defra	2025	Tier 1	AR5	0	0	0	0,0014373	İTÜ Elektronik Atık
The Netherlands Office	Water treatment	8,322 m3	2025-01-01	2025-12-31	Defra	2025	Tier 1	AR5	0	0	0	0,00142206	
Hitit Ankara Office	Water treatment	34,1145 m3	2025-01-01	2025-12-31	Defra	2025	Tier 1	AR5	0	0	0	0,00582949	

3.6 İş Seyahatleri

Tesis	Emisyon Kaynağı	Aktivite Miktarı	Başlangıç Tarihi	Bitiş Tarihi	EF Referansı	EF Yılı	Tier Kalitesi	AR	tCO ₂	tCH ₄	tN ₂ O	tCO ₂ e	Açıklama
Pakistan Office	Hotel Stay (HİTİT BİLGİSAYAR HİZMETLERİ A.Ş.)	13 Room per night	2025-01-01	2025-12-31	Hotel Footprints	2025	Tier 2	AR6	0	0	0	0,7358	
Pakistan Office	Air Travel International, to/from non-UK Economy class With RF	1.108,94715811 passenger.km	2025-01-01	2025-12-31	Defra	2025	Tier 1	AR5	0	0	0	0,12105267	
Pakistan Office	Air Travel International, to/from non-UK Economy class With RF	1.108,94715811 passenger.km	2025-01-01	2025-12-31	Defra	2025	Tier 1	AR5	0	0	0	0,12105267	
Pakistan Office	Air Travel International, to/from non-UK Economy class With RF	1.108,94715811 passenger.km	2025-01-01	2025-12-31	Defra	2025	Tier 1	AR5	0	0	0	0,12105267	
Pakistan Office	Air Travel International, to/from non-UK Economy class With RF	1.108,94715811 passenger.km	2025-01-01	2025-12-31	Defra	2025	Tier 1	AR5	0	0	0	0,12105267	
Pakistan Office	Air Travel International, to/from non-UK Economy class With RF	1.108,94715811 passenger.km	2025-01-01	2025-12-31	Defra	2025	Tier 1	AR5	0	0	0	0,12105267	
Pakistan Office	Air Travel International, to/from non-UK Economy class With RF	1.108,94715811 passenger.km	2025-01-01	2025-12-31	Defra	2025	Tier 1	AR5	0	0	0	0,12105267	
Pakistan Office	Air Travel International, to/from non-UK Economy class With RF	1.021,52009789 passenger.km	2025-01-01	2025-12-31	Defra	2025	Tier 1	AR5	0	0	0	0,11150913	
Pakistan Office	Air Travel International, to/from non-UK Economy class With RF	1.021,52009789 passenger.km	2025-01-01	2025-12-31	Defra	2025	Tier 1	AR5	0	0	0	0,11150913	
Pakistan Office	Air Travel International, to/from non-UK Economy class With RF	1.021,52009789 passenger.km	2025-01-01	2025-12-31	Defra	2025	Tier 1	AR5	0	0	0	0,11150913	
Pakistan Office	Air Travel International, to/from non-UK Economy class With RF	1.108,94715811 passenger.km	2025-01-01	2025-12-31	Defra	2025	Tier 1	AR5	0	0	0	0,12105267	
Pakistan Office	Air Travel International, to/from non-UK Economy class With RF	1.108,94715811 passenger.km	2025-01-01	2025-12-31	Defra	2025	Tier 1	AR5	0	0	0	0,12105267	
Pakistan Office	Air Travel International, to/from non-UK Economy class With RF	1.108,94715811 passenger.km	2025-01-01	2025-12-31	Defra	2025	Tier 1	AR5	0	0	0	0,12105267	

Tesis	Emisyon Kaynağı	Aktivite Miktarı	Başlangıç Tarihi	Bitiş Tarihi	EF Referansı	EF Yılı	Tier Kalitesi	AR	tCO ₂	tCH ₄	tN ₂ O	tCO ₂ e	Açıklama
Pakistan Office	Air Travel International, to/from non-UK Economy class With RF	1.108,94715811 passenger.km	2025-01-01	2025-12-31	Defra	2025	Tier 1	AR5	0	0	0	0,12105267	
Pakistan Office	Air Travel International, to/from non-UK Economy class With RF	1.108,94715811 passenger.km	2025-01-01	2025-12-31	Defra	2025	Tier 1	AR5	0	0	0	0,12105267	
Pakistan Office	Air Travel International, to/from non-UK Economy class With RF	1.108,94715811 passenger.km	2025-01-01	2025-12-31	Defra	2025	Tier 1	AR5	0	0	0	0,12105267	
Hitit Headquarter	Hotel Stay Malaysia	6 Room per night	2025-01-01	2025-12-31	Defra	2025	Tier 2	AR5	0	0	0	0,369	
Hitit Headquarter	Hotel Stay India	274 Room per night	2025-01-01	2025-12-31	Defra	2025	Tier 2	AR5	0	0	0	16,1386	
Hitit Headquarter	Hotel Stay Portugal	16 Room per night	2025-01-01	2025-12-31	Defra	2025	Tier 2	AR5	0	0	0	0,304	
Hitit Headquarter	Hotel Stay Belgium	10 Room per night	2025-01-01	2025-12-31	Defra	2025	Tier 2	AR5	0	0	0	0,122	
Hitit Headquarter	Hotel Stay Qatar	18 Room per night	2025-01-01	2025-12-31	Defra	2025	Tier 2	AR5	0	0	0	1,5516	
Hitit Headquarter	Hotel Stay Netherlands	12 Room per night	2025-01-01	2025-12-31	Defra	2025	Tier 2	AR5	0	0	0	0,1776	
Hitit Headquarter	Hotel Stay Mexico	42 Room per night	2025-01-01	2025-12-31	Defra	2025	Tier 2	AR5	0	0	0	0,8106	
Hitit Headquarter	Hotel Stay Indonesia	24 Room per night	2025-01-01	2025-12-31	Defra	2025	Tier 2	AR5	0	0	0	1,5048	
Hitit Headquarter	Hotel Stay Germany	53 Room per night	2025-01-01	2025-12-31	Defra	2025	Tier 2	AR5	0	0	0	0,6996	
Hitit Headquarter	Hotel Stay Canada	9 Room per night	2025-01-01	2025-12-31	Defra	2025	Tier 2	AR5	0	0	0	0,0666	
Hitit Headquarter	Hotel Stay Italy	16 Room per night	2025-01-01	2025-12-31	Defra	2025	Tier 2	AR5	0	0	0	0,2288	
Hitit Headquarter	Hotel Stay Turkey	141 Room per night	2025-01-01	2025-12-31	Defra	2025	Tier 2	AR5	0	0	0	4,5261	
Hitit Headquarter	Hotel Stay France	29 Room per night	2025-01-01	2025-12-31	Defra	2025	Tier 2	AR5	0	0	0	0,1943	
Hitit Headquarter	Air Travel International, to/from non-UK Business class With RF	926,18336564 passenger.km	2025-01-01	2025-12-31	Defra	2025	Tier 1	AR5	0	0	0	0,29319261	
Hitit Headquarter	Air Travel International, to/from non-UK Economy class With RF	1.939,27590065 passenger.km	2025-01-01	2025-12-31	Defra	2025	Tier 1	AR5	0	0	0	0,21169136	
Hitit Headquarter	Air Travel International, to/from non-UK Economy class With RF	1.939,27590065 passenger.km	2025-01-01	2025-12-31	Defra	2025	Tier 1	AR5	0	0	0	0,21169136	

Tesis	Emisyon Kaynağı	Aktivite Miktarı	Başlangıç Tarihi	Bitiş Tarihi	EF Referansı	EF Yılı	Tier Kalitesi	AR	tCO ₂	tCH ₄	tN ₂ O	tCO ₂ e	Açıklama
Hitit Headquarter	Air Travel International, to/from non-UK Economy class With RF	1.939,27590065 passenger.km	2025-01-01	2025-12-31	Defra	2025	Tier 1	AR5	0	0	0	0,21169136	
Hitit Headquarter	Air Travel International, to/from non-UK Economy class With RF	1.939,27590065 passenger.km	2025-01-01	2025-12-31	Defra	2025	Tier 1	AR5	0	0	0	0,21169136	
Hitit Headquarter	Air Travel International, to/from non-UK Economy class With RF	1.939,27590065 passenger.km	2025-01-01	2025-12-31	Defra	2025	Tier 1	AR5	0	0	0	0,21169136	
Hitit Headquarter	Air Travel International, to/from non-UK Economy class With RF	1.939,27590065 passenger.km	2025-01-01	2025-12-31	Defra	2025	Tier 1	AR5	0	0	0	0,21169136	
Hitit Headquarter	Air Travel International, to/from non-UK Economy class With RF	1.939,27590065 passenger.km	2025-01-01	2025-12-31	Defra	2025	Tier 1	AR5	0	0	0	0,21169136	
Hitit Headquarter	Air Travel International, to/from non-UK Economy class With RF	1.939,27590065 passenger.km	2025-01-01	2025-12-31	Defra	2025	Tier 1	AR5	0	0	0	0,21169136	
Hitit Headquarter	Air Travel International, to/from non-UK Economy class With RF	1.939,27590065 passenger.km	2025-01-01	2025-12-31	Defra	2025	Tier 1	AR5	0	0	0	0,21169136	
Hitit Headquarter	Air Travel International, to/from non-UK Economy class With RF	1.939,27590065 passenger.km	2025-01-01	2025-12-31	Defra	2025	Tier 1	AR5	0	0	0	0,21169136	
Hitit Headquarter	Air Travel International, to/from non-UK Economy class With RF	1.939,27590065 passenger.km	2025-01-01	2025-12-31	Defra	2025	Tier 1	AR5	0	0	0	0,21169136	
Hitit Headquarter	Air Travel International, to/from non-UK Economy class With RF	1.939,27590065 passenger.km	2025-01-01	2025-12-31	Defra	2025	Tier 1	AR5	0	0	0	0,21169136	
Hitit Headquarter	Air Travel International, to/from non-UK Economy class With RF	1.939,27590065 passenger.km	2025-01-01	2025-12-31	Defra	2025	Tier 1	AR5	0	0	0	0,21169136	
Hitit Headquarter	Air Travel International, to/from non-UK Economy class With RF	1.939,27590065 passenger.km	2025-01-01	2025-12-31	Defra	2025	Tier 1	AR5	0	0	0	0,21169136	
Hitit Headquarter	Air Travel International, to/from non-UK Economy class With RF	1.939,27590065 passenger.km	2025-01-01	2025-12-31	Defra	2025	Tier 1	AR5	0	0	0	0,21169136	
Hitit Headquarter	Air Travel International, to/from non-UK Economy class With RF	1.939,27590065 passenger.km	2025-01-01	2025-12-31	Defra	2025	Tier 1	AR5	0	0	0	0,21169136	

Tesis	Emisyon Kaynağı	Aktivite Miktarı	Başlangıç Tarihi	Bitiş Tarihi	EF Referansı	EF Yılı	Tier Kalitesi	AR	tCO ₂	tCH ₄	tN ₂ O	tCO ₂ e	Açıklama
Hitit Headquarter	Air Travel International, to/from non-UK Economy class With RF	17.359,09891298 passenger.km	2025-01-01	2025-12-31	Defra	2025	Tier 1	AR5	0	0	0	1,89491924	
Hitit Headquarter	Air Travel International, to/from non-UK Economy class With RF	4.977,62247909 passenger.km	2025-01-01	2025-12-31	Defra	2025	Tier 1	AR5	0	0	0	0,54335727	
Hitit Headquarter	Air Travel International, to/from non-UK Economy class With RF	4.977,62247909 passenger.km	2025-01-01	2025-12-31	Defra	2025	Tier 1	AR5	0	0	0	0,54335727	
Hitit Headquarter	Air Travel International, to/from non-UK Economy class With RF	759,41126252 passenger.km	2025-01-01	2025-12-31	Defra	2025	Tier 1	AR5	0	0	0	0,08289733	
Hitit Headquarter	Air Travel International, to/from non-UK Economy class With RF	4.977,62247909 passenger.km	2025-01-01	2025-12-31	Defra	2025	Tier 1	AR5	0	0	0	0,54335727	
Hitit Headquarter	Air Travel International, to/from non-UK Business class With RF	7.888,07498471 passenger.km	2025-01-01	2025-12-31	Defra	2025	Tier 1	AR5	0	0	0	2,49704902	
Hitit Headquarter	Air Travel International, to/from non-UK Economy class With RF	4.977,62247909 passenger.km	2025-01-01	2025-12-31	Defra	2025	Tier 1	AR5	0	0	0	0,54335727	
Hitit Headquarter	Air Travel International, to/from non-UK Economy class With RF	1.035,46237607 passenger.km	2025-01-01	2025-12-31	Defra	2025	Tier 1	AR5	0	0	0	0,11303107	
Hitit Headquarter	Air Travel International, to/from non-UK Economy class With RF	1.492,66559673 passenger.km	2025-01-01	2025-12-31	Defra	2025	Tier 1	AR5	0	0	0	0,16293938	
Hitit Headquarter	Air Travel International, to/from non-UK Economy class With RF	1.035,46237607 passenger.km	2025-01-01	2025-12-31	Defra	2025	Tier 1	AR5	0	0	0	0,11303107	
Hitit Headquarter	Air Travel International, to/from non-UK Economy class With RF	517,73118803 passenger.km	2025-01-01	2025-12-31	Defra	2025	Tier 1	AR5	0	0	0	0,05651554	
Hitit Headquarter	Air Travel International, to/from non-UK Economy class With RF	517,73118803 passenger.km	2025-01-01	2025-12-31	Defra	2025	Tier 1	AR5	0	0	0	0,05651554	
Hitit Headquarter	Air Travel International, to/from non-UK Economy class With RF	17.571,89070929 passenger.km	2025-01-01	2025-12-31	Defra	2025	Tier 1	AR5	0	0	0	1,91814759	

Tesis	Emisyon Kaynağı	Aktivite Miktarı	Başlangıç Tarihi	Bitiş Tarihi	EF Referansı	EF Yılı	Tier Kalitesi	AR	tCO ₂	tCH ₄	tN ₂ O	tCO ₂ e	Açıklama
Hitit Headquarter	Air Travel International, to/from non-UK Economy class With RF	759,41126252 passenger.km	2025-01-01	2025-12-31	Defra	2025	Tier 1	AR5	0	0	0	0,08289733	
Hitit Headquarter	Air Travel International, to/from non-UK Economy class With RF	1.939,27590065 passenger.km	2025-01-01	2025-12-31	Defra	2025	Tier 1	AR5	0	0	0	0,21169136	
Hitit Headquarter	Air Travel International, to/from non-UK Economy class With RF	1.939,27590065 passenger.km	2025-01-01	2025-12-31	Defra	2025	Tier 1	AR5	0	0	0	0,21169136	
Hitit Headquarter	Air Travel International, to/from non-UK Economy class With RF	1.939,27590065 passenger.km	2025-01-01	2025-12-31	Defra	2025	Tier 1	AR5	0	0	0	0,21169136	
Hitit Headquarter	Air Travel International, to/from non-UK Economy class With RF	1.939,27590065 passenger.km	2025-01-01	2025-12-31	Defra	2025	Tier 1	AR5	0	0	0	0,21169136	
Hitit Headquarter	Air Travel International, to/from non-UK Economy class With RF	1.939,27590065 passenger.km	2025-01-01	2025-12-31	Defra	2025	Tier 1	AR5	0	0	0	0,21169136	
Hitit Headquarter	Air Travel International, to/from non-UK Economy class With RF	1.939,27590065 passenger.km	2025-01-01	2025-12-31	Defra	2025	Tier 1	AR5	0	0	0	0,21169136	
Hitit Headquarter	Air Travel International, to/from non-UK Economy class With RF	1.939,27590065 passenger.km	2025-01-01	2025-12-31	Defra	2025	Tier 1	AR5	0	0	0	0,21169136	
Hitit Headquarter	Air Travel International, to/from non-UK Economy class With RF	1.939,27590065 passenger.km	2025-01-01	2025-12-31	Defra	2025	Tier 1	AR5	0	0	0	0,21169136	
Hitit Headquarter	Air Travel International, to/from non-UK Economy class With RF	1.939,27590065 passenger.km	2025-01-01	2025-12-31	Defra	2025	Tier 1	AR5	0	0	0	0,21169136	
Hitit Headquarter	Air Travel International, to/from non-UK Economy class With RF	1.939,27590065 passenger.km	2025-01-01	2025-12-31	Defra	2025	Tier 1	AR5	0	0	0	0,21169136	
Hitit Headquarter	Air Travel International, to/from non-UK Economy class With RF	1.939,27590065 passenger.km	2025-01-01	2025-12-31	Defra	2025	Tier 1	AR5	0	0	0	0,21169136	
Hitit Headquarter	Air Travel International, to/from non-UK Economy class With RF	1.939,27590065 passenger.km	2025-01-01	2025-12-31	Defra	2025	Tier 1	AR5	0	0	0	0,21169136	
Hitit Headquarter	Air Travel International, to/from non-UK Economy class With RF	1.939,27590065 passenger.km	2025-01-01	2025-12-31	Defra	2025	Tier 1	AR5	0	0	0	0,21169136	
Hitit Headquarter	Air Travel International, to/from non-UK Economy class With RF	1.939,27590065 passenger.km	2025-01-01	2025-12-31	Defra	2025	Tier 1	AR5	0	0	0	0,21169136	

Tesis	Emisyon Kaynağı	Aktivite Miktarı	Başlangıç Tarihi	Bitiş Tarihi	EF Referansı	EF Yılı	Tier Kalitesi	AR	tCO ₂	tCH ₄	tN ₂ O	tCO ₂ e	Açıklama
Hitit Headquarter	Air Travel International, to/from non-UK Economy class With RF	1.939,27590065 passenger.km	2025-01-01	2025-12-31	Defra	2025	Tier 1	AR5	0	0	0	0,21169136	
Hitit Headquarter	Air Travel International, to/from non-UK Economy class With RF	1.939,27590065 passenger.km	2025-01-01	2025-12-31	Defra	2025	Tier 1	AR5	0	0	0	0,21169136	
Hitit Headquarter	Air Travel International, to/from non-UK Economy class With RF	1.939,27590065 passenger.km	2025-01-01	2025-12-31	Defra	2025	Tier 1	AR5	0	0	0	0,21169136	
Hitit Headquarter	Air Travel International, to/from non-UK Economy class With RF	1.939,27590065 passenger.km	2025-01-01	2025-12-31	Defra	2025	Tier 1	AR5	0	0	0	0,21169136	
Hitit Headquarter	Air Travel International, to/from non-UK Economy class With RF	1.939,27590065 passenger.km	2025-01-01	2025-12-31	Defra	2025	Tier 1	AR5	0	0	0	0,21169136	
Hitit Headquarter	Air Travel International, to/from non-UK Economy class With RF	1.939,27590065 passenger.km	2025-01-01	2025-12-31	Defra	2025	Tier 1	AR5	0	0	0	0,21169136	
Hitit Headquarter	Air Travel International, to/from non-UK Economy class With RF	1.939,27590065 passenger.km	2025-01-01	2025-12-31	Defra	2025	Tier 1	AR5	0	0	0	0,21169136	
Hitit Headquarter	Air Travel International, to/from non-UK Economy class With RF	1.939,27590065 passenger.km	2025-01-01	2025-12-31	Defra	2025	Tier 1	AR5	0	0	0	0,21169136	
Hitit Headquarter	Air Travel International, to/from non-UK Economy class With RF	1.939,27590065 passenger.km	2025-01-01	2025-12-31	Defra	2025	Tier 1	AR5	0	0	0	0,21169136	
Hitit Headquarter	Air Travel International, to/from non-UK Economy class With RF	1.939,27590065 passenger.km	2025-01-01	2025-12-31	Defra	2025	Tier 1	AR5	0	0	0	0,21169136	
Hitit Headquarter	Air Travel International, to/from non-UK Economy class With RF	1.939,27590065 passenger.km	2025-01-01	2025-12-31	Defra	2025	Tier 1	AR5	0	0	0	0,21169136	
Hitit Headquarter	Air Travel International, to/from non-UK Economy class With RF	1.939,27590065 passenger.km	2025-01-01	2025-12-31	Defra	2025	Tier 1	AR5	0	0	0	0,21169136	
Hitit Headquarter	Air Travel International, to/from non-UK Economy class With RF	1.939,27590065 passenger.km	2025-01-01	2025-12-31	Defra	2025	Tier 1	AR5	0	0	0	0,21169136	
Hitit Headquarter	Air Travel International, to/from non-UK Economy class With RF	1.939,27590065 passenger.km	2025-01-01	2025-12-31	Defra	2025	Tier 1	AR5	0	0	0	0,21169136	

Tesis	Emisyon Kaynağı	Aktivite Miktarı	Başlangıç Tarihi	Bitiş Tarihi	EF Referansı	EF Yılı	Tier Kalitesi	AR	tCO ₂	tCH ₄	tN ₂ O	tCO ₂ e	Açıklama
Hitit Headquarter	Air Travel International, to/from non-UK Economy class With RF	1.939,27590065 passenger.km	2025-01-01	2025-12-31	Defra	2025	Tier 1	AR5	0	0	0	0,21169136	
Hitit Headquarter	Air Travel International, to/from non-UK Economy class With RF	1.939,27590065 passenger.km	2025-01-01	2025-12-31	Defra	2025	Tier 1	AR5	0	0	0	0,21169136	
Hitit Headquarter	Air Travel International, to/from non-UK Economy class With RF	1.939,27590065 passenger.km	2025-01-01	2025-12-31	Defra	2025	Tier 1	AR5	0	0	0	0,21169136	
Hitit Headquarter	Air Travel International, to/from non-UK Economy class With RF	1.939,27590065 passenger.km	2025-01-01	2025-12-31	Defra	2025	Tier 1	AR5	0	0	0	0,21169136	
Hitit Headquarter	Air Travel International, to/from non-UK Economy class With RF	1.939,27590065 passenger.km	2025-01-01	2025-12-31	Defra	2025	Tier 1	AR5	0	0	0	0,21169136	
Hitit Headquarter	Air Travel International, to/from non-UK Economy class With RF	8.387,16016062 passenger.km	2025-01-01	2025-12-31	Defra	2025	Tier 1	AR5	0	0	0	0,9155424	
Hitit Headquarter	Air Travel International, to/from non-UK Economy class With RF	457,20322066 passenger.km	2025-01-01	2025-12-31	Defra	2025	Tier 1	AR5	0	0	0	0,0499083	
Hitit Headquarter	Air Travel International, to/from non-UK Economy class With RF	717,14125225 passenger.km	2025-01-01	2025-12-31	Defra	2025	Tier 1	AR5	0	0	0	0,07828314	
Hitit Headquarter	Air Travel International, to/from non-UK Economy class With RF	457,20322066 passenger.km	2025-01-01	2025-12-31	Defra	2025	Tier 1	AR5	0	0	0	0,0499083	
Hitit Headquarter	Air Travel International, to/from non-UK Economy class With RF	358,57062613 passenger.km	2025-01-01	2025-12-31	Defra	2025	Tier 1	AR5	0	0	0	0,03914157	
Hitit Headquarter	Air Travel International, to/from non-UK Business class With RF	358,57062613 passenger.km	2025-01-01	2025-12-31	Defra	2025	Tier 1	AR5	0	0	0	0,11350912	
Hitit Headquarter	Air Travel International, to/from non-UK Economy class With RF	5.644,55625972 passenger.km	2025-01-01	2025-12-31	Defra	2025	Tier 1	AR5	0	0	0	0,61615976	
Hitit Headquarter	Air Travel International, to/from non-UK Economy class With RF	7.842,87233109 passenger.km	2025-01-01	2025-12-31	Defra	2025	Tier 1	AR5	0	0	0	0,85612794	

Tesis	Emisyon Kaynağı	Aktivite Miktarı	Başlangıç Tarihi	Bitiş Tarihi	EF Referansı	EF Yılı	Tier Kalitesi	AR	tCO ₂	tCH ₄	tN ₂ O	tCO ₂ e	Açıklama
Hitit Headquarter	Air Travel International, to/from non-UK Economy class With RF	759,41126252 passenger.km	2025-01-01	2025-12-31	Defra	2025	Tier 1	AR5	0	0	0	0,08289733	
Hitit Headquarter	Air Travel International, to/from non-UK Business class With RF	7.888,07498471 passenger.km	2025-01-01	2025-12-31	Defra	2025	Tier 1	AR5	0	0	0	2,49704902	
Hitit Headquarter	Air Travel International, to/from non-UK Economy class With RF	3.944,03749236 passenger.km	2025-01-01	2025-12-31	Defra	2025	Tier 1	AR5	0	0	0	0,43053113	
Hitit Headquarter	Air Travel International, to/from non-UK Economy class With RF	4.427,24518867 passenger.km	2025-01-01	2025-12-31	Defra	2025	Tier 1	AR5	0	0	0	0,48327808	
Hitit Headquarter	Air Travel International, to/from non-UK Economy class With RF	7.888,07498471 passenger.km	2025-01-01	2025-12-31	Defra	2025	Tier 1	AR5	0	0	0	0,86106227	
Hitit Headquarter	Air Travel International, to/from non-UK Economy class With RF	7.888,07498471 passenger.km	2025-01-01	2025-12-31	Defra	2025	Tier 1	AR5	0	0	0	0,86106227	
Hitit Headquarter	Air Travel International, to/from non-UK Economy class With RF	7.888,07498471 passenger.km	2025-01-01	2025-12-31	Defra	2025	Tier 1	AR5	0	0	0	0,86106227	
Hitit Headquarter	Air Travel International, to/from non-UK Economy class With RF	7.888,07498471 passenger.km	2025-01-01	2025-12-31	Defra	2025	Tier 1	AR5	0	0	0	0,86106227	
Hitit Headquarter	Air Travel International, to/from non-UK Economy class With RF	7.888,07498471 passenger.km	2025-01-01	2025-12-31	Defra	2025	Tier 1	AR5	0	0	0	0,86106227	
Hitit Headquarter	Air Travel International, to/from non-UK Economy class With RF	7.888,07498471 passenger.km	2025-01-01	2025-12-31	Defra	2025	Tier 1	AR5	0	0	0	0,86106227	
Hitit Headquarter	Air Travel International, to/from non-UK Economy class With RF	3.944,03749236 passenger.km	2025-01-01	2025-12-31	Defra	2025	Tier 1	AR5	0	0	0	0,43053113	
Hitit Headquarter	Air Travel International, to/from non-UK Economy class With RF	2.521,18761699 passenger.km	2025-01-01	2025-12-31	Defra	2025	Tier 1	AR5	0	0	0	0,27521284	
Hitit Headquarter	Air Travel International, to/from non-UK Economy class With RF	717,14125225 passenger.km	2025-01-01	2025-12-31	Defra	2025	Tier 1	AR5	0	0	0	0,07828314	

Tesis	Emisyon Kaynağı	Aktivite Miktarı	Başlangıç Tarihi	Bitiş Tarihi	EF Referansı	EF Yılı	Tier Kalitesi	AR	tCO ₂	tCH ₄	tN ₂ O	tCO ₂ e	Açıklama
Hitit Headquarter	Air Travel International, to/from non-UK Economy class With RF	717,14125225 passenger.km	2025-01-01	2025-12-31	Defra	2025	Tier 1	AR5	0	0	0	0,07828314	
Hitit Headquarter	Air Travel International, to/from non-UK Economy class With RF	717,14125225 passenger.km	2025-01-01	2025-12-31	Defra	2025	Tier 1	AR5	0	0	0	0,07828314	
Hitit Headquarter	Air Travel International, to/from non-UK Economy class With RF	717,14125225 passenger.km	2025-01-01	2025-12-31	Defra	2025	Tier 1	AR5	0	0	0	0,07828314	
Hitit Headquarter	Air Travel International, to/from non-UK Economy class With RF	717,14125225 passenger.km	2025-01-01	2025-12-31	Defra	2025	Tier 1	AR5	0	0	0	0,07828314	
Hitit Headquarter	Air Travel International, to/from non-UK Economy class With RF	4.977,62247909 passenger.km	2025-01-01	2025-12-31	Defra	2025	Tier 1	AR5	0	0	0	0,54335727	
Hitit Headquarter	Air Travel International, to/from non-UK Economy class With RF	8.246,64561084 passenger.km	2025-01-01	2025-12-31	Defra	2025	Tier 1	AR5	0	0	0	0,90020383	
Hitit Headquarter	Air Travel International, to/from non-UK Economy class With RF	517,73118803 passenger.km	2025-01-01	2025-12-31	Defra	2025	Tier 1	AR5	0	0	0	0,05651554	
Hitit Headquarter	Air Travel International, to/from non-UK Economy class With RF	4.977,62247909 passenger.km	2025-01-01	2025-12-31	Defra	2025	Tier 1	AR5	0	0	0	0,54335727	
Hitit Headquarter	Air Travel International, to/from non-UK Economy class With RF	4.977,62247909 passenger.km	2025-01-01	2025-12-31	Defra	2025	Tier 1	AR5	0	0	0	0,54335727	
Hitit Headquarter	Air Travel International, to/from non-UK Economy class With RF	3.370,72346263 passenger.km	2025-01-01	2025-12-31	Defra	2025	Tier 1	AR5	0	0	0	0,36794817	
Hitit Headquarter	Air Travel International, to/from non-UK Economy class With RF	18.915,42976963 passenger.km	2025-01-01	2025-12-31	Defra	2025	Tier 1	AR5	0	0	0	2,06480831	
Hitit Headquarter	Air Travel International, to/from non-UK Economy class With RF	6.741,44692525 passenger.km	2025-01-01	2025-12-31	Defra	2025	Tier 1	AR5	0	0	0	0,73589635	
Hitit Headquarter	Air Travel International, to/from non-UK Economy class With RF	6.741,44692525 passenger.km	2025-01-01	2025-12-31	Defra	2025	Tier 1	AR5	0	0	0	0,73589635	

Tesis	Emisyon Kaynağı	Aktivite Miktarı	Başlangıç Tarihi	Bitiş Tarihi	EF Referansı	EF Yılı	Tier Kalitesi	AR	tCO ₂	tCH ₄	tN ₂ O	tCO ₂ e	Açıklama
Hitit Headquarter	Air Travel International, to/from non-UK Economy class With RF	5.787,40386334 passenger.km	2025-01-01	2025-12-31	Defra	2025	Tier 1	AR5	0	0	0	0,63175301	
Hitit Headquarter	Air Travel International, to/from non-UK Economy class With RF	3.944,03749236 passenger.km	2025-01-01	2025-12-31	Defra	2025	Tier 1	AR5	0	0	0	0,43053113	
Hitit Headquarter	Air Travel International, to/from non-UK Economy class With RF	717,14125225 passenger.km	2025-01-01	2025-12-31	Defra	2025	Tier 1	AR5	0	0	0	0,07828314	
Hitit Headquarter	Air Travel International, to/from non-UK Economy class With RF	5.333,08360131 passenger.km	2025-01-01	2025-12-31	Defra	2025	Tier 1	AR5	0	0	0	0,58215941	
Hitit Headquarter	Air Travel International, to/from non-UK Economy class With RF	4.977,62247909 passenger.km	2025-01-01	2025-12-31	Defra	2025	Tier 1	AR5	0	0	0	0,54335727	
Hitit Headquarter	Air Travel International, to/from non-UK Economy class With RF	4.977,62247909 passenger.km	2025-01-01	2025-12-31	Defra	2025	Tier 1	AR5	0	0	0	0,54335727	
Hitit Headquarter	Air Travel International, to/from non-UK Economy class With RF	2.488,81123954 passenger.km	2025-01-01	2025-12-31	Defra	2025	Tier 1	AR5	0	0	0	0,27167863	
Hitit Headquarter	Air Travel International, to/from non-UK Business class With RF	463,09168282 passenger.km	2025-01-01	2025-12-31	Defra	2025	Tier 1	AR5	0	0	0	0,1465963	
Hitit Headquarter	Air Travel International, to/from non-UK Economy class With RF	926,18336564 passenger.km	2025-01-01	2025-12-31	Defra	2025	Tier 1	AR5	0	0	0	0,10110218	
Hitit Headquarter	Air Travel International, to/from non-UK Economy class With RF	343,46488916 passenger.km	2025-01-01	2025-12-31	Defra	2025	Tier 1	AR5	0	0	0	0,03749263	
Hitit Headquarter	Air Travel International, to/from non-UK Business class With RF	343,46488916 passenger.km	2025-01-01	2025-12-31	Defra	2025	Tier 1	AR5	0	0	0	0,10872725	
Hitit Headquarter	Air Travel International, to/from non-UK Economy class With RF	343,46488916 passenger.km	2025-01-01	2025-12-31	Defra	2025	Tier 1	AR5	0	0	0	0,03749263	
Hitit Headquarter	Air Travel International, to/from non-UK Economy class With RF	646,25555184 passenger.km	2025-01-01	2025-12-31	Defra	2025	Tier 1	AR5	0	0	0	0,07054526	

Tesis	Emisyon Kaynağı	Aktivite Miktarı	Başlangıç Tarihi	Bitiş Tarihi	EF Referansı	EF Yılı	Tier Kalitesi	AR	tCO ₂	tCH ₄	tN ₂ O	tCO ₂ e	Açıklama
Hitit Headquarter	Air Travel International, to/from non-UK Economy class With RF	2.729,26748769 passenger.km	2025-01-01	2025-12-31	Defra	2025	Tier 1	AR5	0	0	0	0,29792684	
Hitit Headquarter	Air Travel International, to/from non-UK Economy class With RF	343,46488916 passenger.km	2025-01-01	2025-12-31	Defra	2025	Tier 1	AR5	0	0	0	0,03749263	
Hitit Headquarter	Air Travel International, to/from non-UK Economy class With RF	343,46488916 passenger.km	2025-01-01	2025-12-31	Defra	2025	Tier 1	AR5	0	0	0	0,03749263	
Hitit Headquarter	Air Travel International, to/from non-UK Economy class With RF	3.481,13871379 passenger.km	2025-01-01	2025-12-31	Defra	2025	Tier 1	AR5	0	0	0	0,3800011	
Hitit Headquarter	Air Travel International, to/from non-UK Economy class With RF	5.036,86638936 passenger.km	2025-01-01	2025-12-31	Defra	2025	Tier 1	AR5	0	0	0	0,54982434	
Hitit Headquarter	Air Travel International, to/from non-UK Economy class With RF	5.036,86638936 passenger.km	2025-01-01	2025-12-31	Defra	2025	Tier 1	AR5	0	0	0	0,54982434	
Hitit Headquarter	Air Travel International, to/from non-UK Economy class With RF	343,46488916 passenger.km	2025-01-01	2025-12-31	Defra	2025	Tier 1	AR5	0	0	0	0,03749263	
Hitit Headquarter	Air Travel International, to/from non-UK Economy class With RF	343,46488916 passenger.km	2025-01-01	2025-12-31	Defra	2025	Tier 1	AR5	0	0	0	0,03749263	
Hitit Headquarter	Air Travel International, to/from non-UK Economy class With RF	358,57062613 passenger.km	2025-01-01	2025-12-31	Defra	2025	Tier 1	AR5	0	0	0	0,03914157	
Hitit Headquarter	Air Travel International, to/from non-UK Economy class With RF	646,25555184 passenger.km	2025-01-01	2025-12-31	Defra	2025	Tier 1	AR5	0	0	0	0,07054526	
Hitit Headquarter	Air Travel International, to/from non-UK Economy class With RF	358,57062613 passenger.km	2025-01-01	2025-12-31	Defra	2025	Tier 1	AR5	0	0	0	0,03914157	
Hitit Headquarter	Air Travel International, to/from non-UK Economy class With RF	304,87070876 passenger.km	2025-01-01	2025-12-31	Defra	2025	Tier 1	AR5	0	0	0	0,03327969	
Hitit Headquarter	Air Travel International, to/from non-UK Economy class With RF	646,25555184 passenger.km	2025-01-01	2025-12-31	Defra	2025	Tier 1	AR5	0	0	0	0,07054526	

Tesis	Emisyon Kaynağı	Aktivite Miktarı	Başlangıç Tarihi	Bitiş Tarihi	EF Referansı	EF Yılı	Tier Kalitesi	AR	tCO ₂	tCH ₄	tN ₂ O	tCO ₂ e	Açıklama
Hitit Headquarter	Air Travel International, to/from non-UK Economy class With RF	542,69396542 passenger.km	2025-01-01	2025-12-31	Defra	2025	Tier 1	AR5	0	0	0	0,05924047	
Hitit Headquarter	Air Travel International, to/from non-UK Economy class With RF	646,25555184 passenger.km	2025-01-01	2025-12-31	Defra	2025	Tier 1	AR5	0	0	0	0,07054526	
Hitit Headquarter	Air Travel International, to/from non-UK Economy class With RF	323,12777592 passenger.km	2025-01-01	2025-12-31	Defra	2025	Tier 1	AR5	0	0	0	0,03527263	
Hitit Headquarter	Air Travel International, to/from non-UK Economy class With RF	5.973,26478461 passenger.km	2025-01-01	2025-12-31	Defra	2025	Tier 1	AR5	0	0	0	0,65204158	
Hitit Headquarter	Air Travel International, to/from non-UK Economy class With RF	463,09168282 passenger.km	2025-01-01	2025-12-31	Defra	2025	Tier 1	AR5	0	0	0	0,05055109	
Hitit Headquarter	Air Travel International, to/from non-UK Economy class With RF	4.147,83074451 passenger.km	2025-01-01	2025-12-31	Defra	2025	Tier 1	AR5	0	0	0	0,4527772	
Hitit Headquarter	Air Travel International, to/from non-UK Economy class With RF	926,18336564 passenger.km	2025-01-01	2025-12-31	Defra	2025	Tier 1	AR5	0	0	0	0,10110218	
Hitit Headquarter	Air Travel International, to/from non-UK Economy class With RF	343,46488916 passenger.km	2025-01-01	2025-12-31	Defra	2025	Tier 1	AR5	0	0	0	0,03749263	
Hitit Headquarter	Air Travel International, to/from non-UK Economy class With RF	343,46488916 passenger.km	2025-01-01	2025-12-31	Defra	2025	Tier 1	AR5	0	0	0	0,03749263	
Hitit Headquarter	Air Travel International, to/from non-UK Economy class With RF	926,18336564 passenger.km	2025-01-01	2025-12-31	Defra	2025	Tier 1	AR5	0	0	0	0,10110218	
Hitit Headquarter	Air Travel International, to/from non-UK Economy class With RF	926,18336564 passenger.km	2025-01-01	2025-12-31	Defra	2025	Tier 1	AR5	0	0	0	0,10110218	
Hitit Headquarter	Air Travel International, to/from non-UK Economy class With RF	926,18336564 passenger.km	2025-01-01	2025-12-31	Defra	2025	Tier 1	AR5	0	0	0	0,10110218	
Hitit Headquarter	Air Travel International, to/from non-UK Economy class With RF	926,18336564 passenger.km	2025-01-01	2025-12-31	Defra	2025	Tier 1	AR5	0	0	0	0,10110218	

Tesis	Emisyon Kaynağı	Aktivite Miktarı	Başlangıç Tarihi	Bitiş Tarihi	EF Referansı	EF Yılı	Tier Kalitesi	AR	tCO ₂	tCH ₄	tN ₂ O	tCO ₂ e	Açıklama
Hitit Headquarter	Air Travel International, to/from non-UK Economy class With RF	926,18336564 passenger.km	2025-01-01	2025-12-31	Defra	2025	Tier 1	AR5	0	0	0	0,10110218	
Hitit Headquarter	Air Travel International, to/from non-UK Economy class With RF	926,18336564 passenger.km	2025-01-01	2025-12-31	Defra	2025	Tier 1	AR5	0	0	0	0,10110218	
Hitit Headquarter	Air Travel International, to/from non-UK Economy class With RF	926,18336564 passenger.km	2025-01-01	2025-12-31	Defra	2025	Tier 1	AR5	0	0	0	0,10110218	
Hitit Headquarter	Air Travel International, to/from non-UK Economy class With RF	926,18336564 passenger.km	2025-01-01	2025-12-31	Defra	2025	Tier 1	AR5	0	0	0	0,10110218	
Hitit Headquarter	Air Travel International, to/from non-UK Economy class With RF	926,18336564 passenger.km	2025-01-01	2025-12-31	Defra	2025	Tier 1	AR5	0	0	0	0,10110218	
Hitit Headquarter	Air Travel International, to/from non-UK Economy class With RF	926,18336564 passenger.km	2025-01-01	2025-12-31	Defra	2025	Tier 1	AR5	0	0	0	0,10110218	
Hitit Headquarter	Air Travel International, to/from non-UK Economy class With RF	926,18336564 passenger.km	2025-01-01	2025-12-31	Defra	2025	Tier 1	AR5	0	0	0	0,10110218	
Hitit Headquarter	Air Travel International, to/from non-UK Economy class With RF	926,18336564 passenger.km	2025-01-01	2025-12-31	Defra	2025	Tier 1	AR5	0	0	0	0,10110218	
Hitit Headquarter	Air Travel International, to/from non-UK Economy class With RF	926,18336564 passenger.km	2025-01-01	2025-12-31	Defra	2025	Tier 1	AR5	0	0	0	0,10110218	
Hitit Headquarter	Air Travel International, to/from non-UK Economy class With RF	1.157,24459476 passenger.km	2025-01-01	2025-12-31	Defra	2025	Tier 1	AR5	0	0	0	0,12632482	
Hitit Headquarter	Air Travel International, to/from non-UK Economy class With RF	1.157,24459476 passenger.km	2025-01-01	2025-12-31	Defra	2025	Tier 1	AR5	0	0	0	0,12632482	
Hitit Headquarter	Air Travel International, to/from non-UK Economy class With RF	1.157,24459476 passenger.km	2025-01-01	2025-12-31	Defra	2025	Tier 1	AR5	0	0	0	0,12632482	
Hitit Headquarter	Air Travel International, to/from non-UK Economy class With RF	1.157,24459476 passenger.km	2025-01-01	2025-12-31	Defra	2025	Tier 1	AR5	0	0	0	0,12632482	

Tesis	Emisyon Kaynağı	Aktivite Miktarı	Başlangıç Tarihi	Bitiş Tarihi	EF Referansı	EF Yılı	Tier Kalitesi	AR	tCO ₂	tCH ₄	tN ₂ O	tCO ₂ e	Açıklama
Hitit Headquarter	Air Travel International, to/from non-UK Economy class With RF	1.157,24459476 passenger.km	2025-01-01	2025-12-31	Defra	2025	Tier 1	AR5	0	0	0	0,12632482	
Hitit Headquarter	Air Travel International, to/from non-UK Economy class With RF	1.157,24459476 passenger.km	2025-01-01	2025-12-31	Defra	2025	Tier 1	AR5	0	0	0	0,12632482	
Hitit Headquarter	Air Travel International, to/from non-UK Economy class With RF	1.157,24459476 passenger.km	2025-01-01	2025-12-31	Defra	2025	Tier 1	AR5	0	0	0	0,12632482	
Hitit Headquarter	Air Travel International, to/from non-UK Economy class With RF	1.157,24459476 passenger.km	2025-01-01	2025-12-31	Defra	2025	Tier 1	AR5	0	0	0	0,12632482	
Hitit Headquarter	Air Travel International, to/from non-UK Economy class With RF	1.157,24459476 passenger.km	2025-01-01	2025-12-31	Defra	2025	Tier 1	AR5	0	0	0	0,12632482	
Hitit Headquarter	Air Travel International, to/from non-UK Economy class With RF	1.157,24459476 passenger.km	2025-01-01	2025-12-31	Defra	2025	Tier 1	AR5	0	0	0	0,12632482	
Hitit Headquarter	Air Travel International, to/from non-UK Economy class With RF	1.157,24459476 passenger.km	2025-01-01	2025-12-31	Defra	2025	Tier 1	AR5	0	0	0	0,12632482	
Hitit Headquarter	Air Travel International, to/from non-UK Economy class With RF	1.157,24459476 passenger.km	2025-01-01	2025-12-31	Defra	2025	Tier 1	AR5	0	0	0	0,12632482	
Hitit Headquarter	Air Travel International, to/from non-UK Economy class With RF	1.157,24459476 passenger.km	2025-01-01	2025-12-31	Defra	2025	Tier 1	AR5	0	0	0	0,12632482	
Hitit Headquarter	Air Travel International, to/from non-UK Economy class With RF	1.157,24459476 passenger.km	2025-01-01	2025-12-31	Defra	2025	Tier 1	AR5	0	0	0	0,12632482	
Hitit Headquarter	Air Travel International, to/from non-UK Economy class With RF	1.157,24459476 passenger.km	2025-01-01	2025-12-31	Defra	2025	Tier 1	AR5	0	0	0	0,12632482	
Hitit Headquarter	Air Travel International, to/from non-UK Economy class With RF	1.157,24459476 passenger.km	2025-01-01	2025-12-31	Defra	2025	Tier 1	AR5	0	0	0	0,12632482	
Hitit Headquarter	Air Travel International, to/from non-UK Economy class With RF	1.157,24459476 passenger.km	2025-01-01	2025-12-31	Defra	2025	Tier 1	AR5	0	0	0	0,12632482	
Hitit Headquarter	Air Travel International, to/from non-UK Economy class With RF	1.157,24459476 passenger.km	2025-01-01	2025-12-31	Defra	2025	Tier 1	AR5	0	0	0	0,12632482	

Tesis	Emisyon Kaynağı	Aktivite Miktarı	Başlangıç Tarihi	Bitiş Tarihi	EF Referansı	EF Yılı	Tier Kalitesi	AR	tCO ₂	tCH ₄	tN ₂ O	tCO ₂ e	Açıklama
Hitit Headquarter	Air Travel International, to/from non-UK Economy class With RF	1.157,24459476 passenger.km	2025-01-01	2025-12-31	Defra	2025	Tier 1	AR5	0	0	0	0,12632482	
Hitit Headquarter	Air Travel International, to/from non-UK Economy class With RF	717,14125225 passenger.km	2025-01-01	2025-12-31	Defra	2025	Tier 1	AR5	0	0	0	0,07828314	
Hitit Headquarter	Air Travel International, to/from non-UK Economy class With RF	609,74141752 passenger.km	2025-01-01	2025-12-31	Defra	2025	Tier 1	AR5	0	0	0	0,06655937	
Hitit Headquarter	Air Travel International, to/from non-UK Economy class With RF	358,57062613 passenger.km	2025-01-01	2025-12-31	Defra	2025	Tier 1	AR5	0	0	0	0,03914157	
Hitit Headquarter	Air Travel International, to/from non-UK Economy class With RF	343,46488916 passenger.km	2025-01-01	2025-12-31	Defra	2025	Tier 1	AR5	0	0	0	0,03749263	
Hitit Headquarter	Air Travel International, to/from non-UK Economy class With RF	926,18336564 passenger.km	2025-01-01	2025-12-31	Defra	2025	Tier 1	AR5	0	0	0	0,10110218	
Hitit Headquarter	Air Travel International, to/from non-UK Economy class With RF	463,09168282 passenger.km	2025-01-01	2025-12-31	Defra	2025	Tier 1	AR5	0	0	0	0,05055109	
Hitit Headquarter	Air Travel International, to/from non-UK Economy class With RF	463,09168282 passenger.km	2025-01-01	2025-12-31	Defra	2025	Tier 1	AR5	0	0	0	0,05055109	
Hitit Headquarter	Air Travel International, to/from non-UK Business class With RF	4.492,97541587 passenger.km	2025-01-01	2025-12-31	Defra	2025	Tier 1	AR5	0	0	0	1,4222963	
Hitit Headquarter	Air Travel International, to/from non-UK Economy class With RF	358,57062613 passenger.km	2025-01-01	2025-12-31	Defra	2025	Tier 1	AR5	0	0	0	0,03914157	
Hitit Headquarter	Air Travel International, to/from non-UK Economy class With RF	343,46488916 passenger.km	2025-01-01	2025-12-31	Defra	2025	Tier 1	AR5	0	0	0	0,03749263	
Hitit Headquarter	Air Travel International, to/from non-UK Economy class With RF	926,18336564 passenger.km	2025-01-01	2025-12-31	Defra	2025	Tier 1	AR5	0	0	0	0,10110218	
Hitit Headquarter	Air Travel International, to/from non-UK Economy class With RF	926,18336564 passenger.km	2025-01-01	2025-12-31	Defra	2025	Tier 1	AR5	0	0	0	0,10110218	

Tesis	Emisyon Kaynağı	Aktivite Miktarı	Başlangıç Tarihi	Bitiş Tarihi	EF Referansı	EF Yılı	Tier Kalitesi	AR	tCO ₂	tCH ₄	tN ₂ O	tCO ₂ e	Açıklama
Hitit Headquarter	Air Travel International, to/from non-UK Economy class With RF	1.588,7904083 passenger.km	2025-01-01	2025-12-31	Defra	2025	Tier 1	AR5	0	0	0	0,17343236	
Hitit Headquarter	Air Travel International, to/from non-UK Economy class With RF	1.085,38793085 passenger.km	2025-01-01	2025-12-31	Defra	2025	Tier 1	AR5	0	0	0	0,11848095	
Hitit Headquarter	Air Travel International, to/from non-UK Economy class With RF	343,46488916 passenger.km	2025-01-01	2025-12-31	Defra	2025	Tier 1	AR5	0	0	0	0,03749263	
Hitit Headquarter	Air Travel International, to/from non-UK Economy class With RF	343,46488916 passenger.km	2025-01-01	2025-12-31	Defra	2025	Tier 1	AR5	0	0	0	0,03749263	
Hitit Headquarter	Air Travel International, to/from non-UK Economy class With RF	358,57062613 passenger.km	2025-01-01	2025-12-31	Defra	2025	Tier 1	AR5	0	0	0	0,03914157	
Hitit Headquarter	Air Travel International, to/from non-UK Economy class With RF	609,74141752 passenger.km	2025-01-01	2025-12-31	Defra	2025	Tier 1	AR5	0	0	0	0,06655937	
Hitit Headquarter	Air Travel International, to/from non-UK Economy class With RF	5.934,99981471 passenger.km	2025-01-01	2025-12-31	Defra	2025	Tier 1	AR5	0	0	0	0,64786458	
Hitit Headquarter	Air Travel International, to/from non-UK Business class With RF	5.934,99981471 passenger.km	2025-01-01	2025-12-31	Defra	2025	Tier 1	AR5	0	0	0	1,87878354	
Hitit Headquarter	Air Travel International, to/from non-UK Economy class With RF	935,10464644 passenger.km	2025-01-01	2025-12-31	Defra	2025	Tier 1	AR5	0	0	0	0,10207602	
Hitit Headquarter	Air Travel International, to/from non-UK Economy class With RF	467,55232322 passenger.km	2025-01-01	2025-12-31	Defra	2025	Tier 1	AR5	0	0	0	0,05103801	
Hitit Headquarter	Air Travel International, to/from non-UK Business class With RF	467,55232322 passenger.km	2025-01-01	2025-12-31	Defra	2025	Tier 1	AR5	0	0	0	0,14800836	
Hitit Headquarter	Air Travel International, to/from non-UK Economy class With RF	343,46488916 passenger.km	2025-01-01	2025-12-31	Defra	2025	Tier 1	AR5	0	0	0	0,03749263	
Hitit Headquarter	Air Travel International, to/from non-UK Economy class With RF	712,83815272 passenger.km	2025-01-01	2025-12-31	Defra	2025	Tier 1	AR5	0	0	0	0,07781341	

Tesis	Emisyon Kaynağı	Aktivite Miktarı	Başlangıç Tarihi	Bitiş Tarihi	EF Referansı	EF Yılı	Tier Kalitesi	AR	tCO ₂	tCH ₄	tN ₂ O	tCO ₂ e	Açıklama
Hitit Headquarter	Air Travel International, to/from non-UK Economy class With RF	712,83815272 passenger.km	2025-01-01	2025-12-31	Defra	2025	Tier 1	AR5	0	0	0	0,07781341	
Hitit Headquarter	Air Travel International, to/from non-UK Economy class With RF	2.428,6903783 passenger.km	2025-01-01	2025-12-31	Defra	2025	Tier 1	AR5	0	0	0	0,26511584	
Hitit Headquarter	Air Travel International, to/from non-UK Business class With RF	1.214,34518915 passenger.km	2025-01-01	2025-12-31	Defra	2025	Tier 1	AR5	0	0	0	0,38441311	
Hitit Headquarter	Air Travel International, to/from non-UK Economy class With RF	1.108,94715811 passenger.km	2025-01-01	2025-12-31	Defra	2025	Tier 1	AR5	0	0	0	0,12105267	
Hitit Headquarter	Air Travel International, to/from non-UK Economy class With RF	542,69396542 passenger.km	2025-01-01	2025-12-31	Defra	2025	Tier 1	AR5	0	0	0	0,05924047	
Hitit Headquarter	Air Travel International, to/from non-UK Economy class With RF	6.056,67202254 passenger.km	2025-01-01	2025-12-31	Defra	2025	Tier 1	AR5	0	0	0	0,66114632	
Hitit Headquarter	Air Travel International, to/from non-UK Economy class With RF	753,74634237 passenger.km	2025-01-01	2025-12-31	Defra	2025	Tier 1	AR5	0	0	0	0,08227895	
Hitit Headquarter	Air Travel International, to/from non-UK Economy class With RF	8.304,32101869 passenger.km	2025-01-01	2025-12-31	Defra	2025	Tier 1	AR5	0	0	0	0,90649968	
Hitit Headquarter	Air Travel International, to/from non-UK Economy class With RF	13.028,13599342 passenger.km	2025-01-01	2025-12-31	Defra	2025	Tier 1	AR5	0	0	0	1,42215133	
Hitit Headquarter	Air Travel International, to/from non-UK Economy class With RF	13.028,13599342 passenger.km	2025-01-01	2025-12-31	Defra	2025	Tier 1	AR5	0	0	0	1,42215133	
Hitit Headquarter	Air Travel International, to/from non-UK Economy class With RF	22.003,02903232 passenger.km	2025-01-01	2025-12-31	Defra	2025	Tier 1	AR5	0	0	0	2,40185065	
Hitit Headquarter	Air Travel International, to/from non-UK Economy class With RF	5.025,06876774 passenger.km	2025-01-01	2025-12-31	Defra	2025	Tier 1	AR5	0	0	0	0,54853651	
Hitit Headquarter	Air Travel International, to/from non-UK Economy class With RF	4.792,31182764 passenger.km	2025-01-01	2025-12-31	Defra	2025	Tier 1	AR5	0	0	0	0,52312876	

Tesis	Emisyon Kaynağı	Aktivite Miktarı	Başlangıç Tarihi	Bitiş Tarihi	EF Referansı	EF Yılı	Tier Kalitesi	AR	tCO ₂	tCH ₄	tN ₂ O	tCO ₂ e	Açıklama
Hitit Headquarter	Air Travel International, to/from non-UK Economy class With RF	8.841,25846751 passenger.km	2025-01-01	2025-12-31	Defra	2025	Tier 1	AR5	0	0	0	0,96511177	
Hitit Headquarter	Air Travel International, to/from non-UK Economy class With RF	15.387,04134217 passenger.km	2025-01-01	2025-12-31	Defra	2025	Tier 1	AR5	0	0	0	1,67964943	
Hitit Headquarter	Air Travel International, to/from non-UK Economy class With RF	1.601,71579086 passenger.km	2025-01-01	2025-12-31	Defra	2025	Tier 1	AR5	0	0	0	0,1748433	
Hitit Headquarter	Air Travel International, to/from non-UK Economy class With RF	4.872,30361378 passenger.km	2025-01-01	2025-12-31	Defra	2025	Tier 1	AR5	0	0	0	0,53186066	
Hitit Headquarter	Air Travel International, to/from non-UK Economy class With RF	694,00108237 passenger.km	2025-01-01	2025-12-31	Defra	2025	Tier 1	AR5	0	0	0	0,07575716	
Hitit Headquarter	Air Travel International, to/from non-UK Economy class With RF	5.025,06876774 passenger.km	2025-01-01	2025-12-31	Defra	2025	Tier 1	AR5	0	0	0	0,54853651	
Hitit Headquarter	Air Travel International, to/from non-UK Economy class With RF	8.418,65035536 passenger.km	2025-01-01	2025-12-31	Defra	2025	Tier 1	AR5	0	0	0	0,91897987	
Hitit Headquarter	Air Travel International, to/from non-UK Economy class With RF	7.693,52067109 passenger.km	2025-01-01	2025-12-31	Defra	2025	Tier 1	AR5	0	0	0	0,83982472	
Hitit Headquarter	Air Travel International, to/from non-UK Economy class With RF	6.056,67202254 passenger.km	2025-01-01	2025-12-31	Defra	2025	Tier 1	AR5	0	0	0	0,66114632	
Hitit Headquarter	Air Travel International, to/from non-UK Economy class With RF	1.746,01646751 passenger.km	2025-01-01	2025-12-31	Defra	2025	Tier 1	AR5	0	0	0	0,19059516	
Hitit Headquarter	Air Travel International, to/from non-UK Economy class With RF	4.858,13271198 passenger.km	2025-01-01	2025-12-31	Defra	2025	Tier 1	AR5	0	0	0	0,53031377	
Hitit Headquarter	Air Travel International, to/from non-UK Economy class With RF	6.075,75036255 passenger.km	2025-01-01	2025-12-31	Defra	2025	Tier 1	AR5	0	0	0	0,66322891	
Hitit Headquarter	Air Travel International, to/from non-UK Business class With RF	1.426,32937608 passenger.km	2025-01-01	2025-12-31	Defra	2025	Tier 1	AR5	0	0	0	0,45151883	

Tesis	Emisyon Kaynağı	Aktivite Miktarı	Başlangıç Tarihi	Bitiş Tarihi	EF Referansı	EF Yılı	Tier Kalitesi	AR	tCO ₂	tCH ₄	tN ₂ O	tCO ₂ e	Açıklama
Hitit Headquarter	Air Travel International, to/from non-UK Business class With RF	1.426,32937608 passenger.km	2025-01-01	2025-12-31	Defra	2025	Tier 1	AR5	0	0	0	0,45151883	
Hitit Headquarter	Air Travel International, to/from non-UK Economy class With RF	1.426,32937608 passenger.km	2025-01-01	2025-12-31	Defra	2025	Tier 1	AR5	0	0	0	0,15569811	
Hitit Headquarter	Air Travel International, to/from non-UK Economy class With RF	1.426,32937608 passenger.km	2025-01-01	2025-12-31	Defra	2025	Tier 1	AR5	0	0	0	0,15569811	
Hitit Headquarter	Air Travel International, to/from non-UK Economy class With RF	8.823,70232226 passenger.km	2025-01-01	2025-12-31	Defra	2025	Tier 1	AR5	0	0	0	0,96319535	
Hitit Headquarter	Air Travel International, to/from non-UK Economy class With RF	5.739,5761963 passenger.km	2025-01-01	2025-12-31	Defra	2025	Tier 1	AR5	0	0	0	0,62653214	
Hitit Headquarter	Air Travel International, to/from non-UK Economy class With RF	6.756,4116061 passenger.km	2025-01-01	2025-12-31	Defra	2025	Tier 1	AR5	0	0	0	0,73752989	
Hitit Headquarter	Air Travel International, to/from non-UK Economy class With RF	1.134,86832198 passenger.km	2025-01-01	2025-12-31	Defra	2025	Tier 1	AR5	0	0	0	0,12388223	
Hitit Headquarter	Air Travel International, to/from non-UK Economy class With RF	505,68352833 passenger.km	2025-01-01	2025-12-31	Defra	2025	Tier 1	AR5	0	0	0	0,05520041	
Hitit Headquarter	Air Travel International, to/from non-UK Economy class With RF	7.693,52067109 passenger.km	2025-01-01	2025-12-31	Defra	2025	Tier 1	AR5	0	0	0	0,83982472	
Hitit Headquarter	Air Travel International, to/from non-UK Economy class With RF	5.723,49318332 passenger.km	2025-01-01	2025-12-31	Defra	2025	Tier 1	AR5	0	0	0	0,62477652	
Hitit Headquarter	Air Travel International, to/from non-UK Economy class With RF	8.418,65035536 passenger.km	2025-01-01	2025-12-31	Defra	2025	Tier 1	AR5	0	0	0	0,91897987	
Hitit Headquarter	Air Travel International, to/from non-UK Economy class With RF	13.478,00558028 passenger.km	2025-01-01	2025-12-31	Defra	2025	Tier 1	AR5	0	0	0	1,47125909	
Hitit Headquarter	Air Travel International, to/from non-UK Economy class With RF	13.478,00558028 passenger.km	2025-01-01	2025-12-31	Defra	2025	Tier 1	AR5	0	0	0	1,47125909	

Tesis	Emisyon Kaynağı	Aktivite Miktarı	Başlangıç Tarihi	Bitiş Tarihi	EF Referansı	EF Yılı	Tier Kalitesi	AR	tCO ₂	tCH ₄	tN ₂ O	tCO ₂ e	Açıklama
Hitit Headquarter	Air Travel International, to/from non-UK Economy class With RF	8.357,81425145 passenger.km	2025-01-01	2025-12-31	Defra	2025	Tier 1	AR5	0	0	0	0,912339	
Hitit Headquarter	Air Travel International, to/from non-UK Economy class With RF	8.418,65035536 passenger.km	2025-01-01	2025-12-31	Defra	2025	Tier 1	AR5	0	0	0	0,91897987	
Hitit Headquarter	Air Travel International, to/from non-UK Economy class With RF	4.040,3400633 passenger.km	2025-01-01	2025-12-31	Defra	2025	Tier 1	AR5	0	0	0	0,44104352	
Hitit Headquarter	Air Travel International, to/from non-UK Economy class With RF	8.418,65035536 passenger.km	2025-01-01	2025-12-31	Defra	2025	Tier 1	AR5	0	0	0	0,91897987	
Hitit Headquarter	Air Travel International, to/from non-UK Economy class With RF	157,6587578 passenger.km	2025-01-01	2025-12-31	Defra	2025	Tier 1	AR5	0	0	0	0,01721003	
Hitit Headquarter	Air Travel International, to/from non-UK Economy class With RF	4.740,16719212 passenger.km	2025-01-01	2025-12-31	Defra	2025	Tier 1	AR5	0	0	0	0,51743665	
Hitit Headquarter	Air Travel International, to/from non-UK Economy class With RF	5.146,06331172 passenger.km	2025-01-01	2025-12-31	Defra	2025	Tier 1	AR5	0	0	0	0,56174427	
Hitit Headquarter	Air Travel International, to/from non-UK Economy class With RF	1.235,56485298 passenger.km	2025-01-01	2025-12-31	Defra	2025	Tier 1	AR5	0	0	0	0,13487426	
Hitit Headquarter	Air Travel International, to/from non-UK Economy class With RF	7.245,63332348 passenger.km	2025-01-01	2025-12-31	Defra	2025	Tier 1	AR5	0	0	0	0,79093333	
Hitit Headquarter	Air Travel International, to/from non-UK Economy class With RF	5.875,66283633 passenger.km	2025-01-01	2025-12-31	Defra	2025	Tier 1	AR5	0	0	0	0,64138736	
Hitit Headquarter	Air Travel International, to/from non-UK Economy class With RF	6.056,67202254 passenger.km	2025-01-01	2025-12-31	Defra	2025	Tier 1	AR5	0	0	0	0,66114632	
Hitit Headquarter	Air Travel International, to/from non-UK Economy class With RF	6.756,4116061 passenger.km	2025-01-01	2025-12-31	Defra	2025	Tier 1	AR5	0	0	0	0,73752989	
Hitit Headquarter	Air Travel International, to/from non-UK Economy class With RF	16.064,71608509 passenger.km	2025-01-01	2025-12-31	Defra	2025	Tier 1	AR5	0	0	0	1,75362441	

Tesis	Emisyon Kaynağı	Aktivite Miktarı	Başlangıç Tarihi	Bitiş Tarihi	EF Referansı	EF Yılı	Tier Kalitesi	AR	tCO ₂	tCH ₄	tN ₂ O	tCO ₂ e	Açıklama
Hitit Headquarter	Air Travel International, to/from non-UK Economy class With RF	1.222,2798926 passenger.km	2025-01-01	2025-12-31	Defra	2025	Tier 1	AR5	0	0	0	0,13342407	
Hitit Headquarter	Air Travel International, to/from non-UK Economy class With RF	1.222,2798926 passenger.km	2025-01-01	2025-12-31	Defra	2025	Tier 1	AR5	0	0	0	0,13342407	
Hitit Headquarter	Air Travel International, to/from non-UK Economy class With RF	1.222,2798926 passenger.km	2025-01-01	2025-12-31	Defra	2025	Tier 1	AR5	0	0	0	0,13342407	
Hitit Headquarter	Air Travel International, to/from non-UK Economy class With RF	3.028,33601127 passenger.km	2025-01-01	2025-12-31	Defra	2025	Tier 1	AR5	0	0	0	0,33057316	
Hitit Headquarter	Air Travel International, to/from non-UK Economy class With RF	617,78242649 passenger.km	2025-01-01	2025-12-31	Defra	2025	Tier 1	AR5	0	0	0	0,06743713	
Hitit Headquarter	Air Travel International, to/from non-UK Economy class With RF	1.222,2798926 passenger.km	2025-01-01	2025-12-31	Defra	2025	Tier 1	AR5	0	0	0	0,13342407	
Hitit Headquarter	Air Travel International, to/from non-UK Economy class With RF	6.056,67202254 passenger.km	2025-01-01	2025-12-31	Defra	2025	Tier 1	AR5	0	0	0	0,66114632	
Hitit Headquarter	Air Travel International, to/from non-UK Economy class With RF	8.603,66991991 passenger.km	2025-01-01	2025-12-31	Defra	2025	Tier 1	AR5	0	0	0	0,93917661	
Hitit Headquarter	Air Travel International, to/from non-UK Economy class With RF	4.340,96636727 passenger.km	2025-01-01	2025-12-31	Defra	2025	Tier 1	AR5	0	0	0	0,47385989	
Hitit Headquarter	Air Travel International, to/from non-UK Economy class With RF	13.303,77273042 passenger.km	2025-01-01	2025-12-31	Defra	2025	Tier 1	AR5	0	0	0	1,45223983	
Hitit Headquarter	Air Travel International, to/from non-UK Economy class With RF	400,51135603 passenger.km	2025-01-01	2025-12-31	Defra	2025	Tier 1	AR5	0	0	0	0,04371982	
Hitit Headquarter	Air Travel International, to/from non-UK Economy class With RF	2.302,94148949 passenger.km	2025-01-01	2025-12-31	Defra	2025	Tier 1	AR5	0	0	0	0,25138909	
Hitit Headquarter	Air Travel International, to/from non-UK Economy class With RF	1.746,01646751 passenger.km	2025-01-01	2025-12-31	Defra	2025	Tier 1	AR5	0	0	0	0,19059516	

Tesis	Emisyon Kaynağı	Aktivite Miktarı	Başlangıç Tarihi	Bitiş Tarihi	EF Referansı	EF Yılı	Tier Kalitesi	AR	tCO ₂	tCH ₄	tN ₂ O	tCO ₂ e	Açıklama
Hitit Headquarter	Air Travel International, to/from non-UK Economy class With RF	8.956,96063149 passenger.km	2025-01-01	2025-12-31	Defra	2025	Tier 1	AR5	0	0	0	0,97774182	
Hitit Headquarter	Air Travel International, to/from non-UK Economy class With RF	8.956,96063149 passenger.km	2025-01-01	2025-12-31	Defra	2025	Tier 1	AR5	0	0	0	0,97774182	
Hitit Headquarter	Air Travel International, to/from non-UK Economy class With RF	13.303,77273042 passenger.km	2025-01-01	2025-12-31	Defra	2025	Tier 1	AR5	0	0	0	1,45223983	
Hitit Headquarter	Air Travel International, to/from non-UK Economy class With RF	6.056,67202254 passenger.km	2025-01-01	2025-12-31	Defra	2025	Tier 1	AR5	0	0	0	0,66114632	
Hitit Headquarter	Air Travel International, to/from non-UK Economy class With RF	1.746,01646751 passenger.km	2025-01-01	2025-12-31	Defra	2025	Tier 1	AR5	0	0	0	0,19059516	
Hitit Headquarter	Air Travel International, to/from non-UK Economy class With RF	3.028,33601127 passenger.km	2025-01-01	2025-12-31	Defra	2025	Tier 1	AR5	0	0	0	0,33057316	
Hitit Headquarter	Air Travel International, to/from non-UK Economy class With RF	1.746,01646751 passenger.km	2025-01-01	2025-12-31	Defra	2025	Tier 1	AR5	0	0	0	0,19059516	
Hitit Headquarter	Air Travel International, to/from non-UK Economy class With RF	2.257,99565243 passenger.km	2025-01-01	2025-12-31	Defra	2025	Tier 1	AR5	0	0	0	0,24648281	
Hitit Headquarter	Air Travel International, to/from non-UK Economy class With RF	11.312,81691433 passenger.km	2025-01-01	2025-12-31	Defra	2025	Tier 1	AR5	0	0	0	1,23490709	
Hitit Headquarter	Air Travel International, to/from non-UK Economy class With RF	5.656,40845716 passenger.km	2025-01-01	2025-12-31	Defra	2025	Tier 1	AR5	0	0	0	0,61745355	
Hitit Headquarter	Air Travel International, to/from non-UK Economy class With RF	5.656,40845716 passenger.km	2025-01-01	2025-12-31	Defra	2025	Tier 1	AR5	0	0	0	0,61745355	
Hitit Headquarter	Air Travel International, to/from non-UK Economy class With RF	3.594,82785174 passenger.km	2025-01-01	2025-12-31	Defra	2025	Tier 1	AR5	0	0	0	0,39241141	
Hitit Headquarter	Air Travel International, to/from non-UK Economy class With RF	13.105,48555399 passenger.km	2025-01-01	2025-12-31	Defra	2025	Tier 1	AR5	0	0	0	1,4305948	

Tesis	Emisyon Kaynağı	Aktivite Miktarı	Başlangıç Tarihi	Bitiş Tarihi	EF Referansı	EF Yılı	Tier Kalitesi	AR	tCO ₂	tCH ₄	tN ₂ O	tCO ₂ e	Açıklama
Hitit Headquarter	Air Travel International, to/from non-UK Business class With RF	26.249,62909329 passenger.km	2025-01-01	2025-12-31	Defra	2025	Tier 1	AR5	0	0	0	8,30958259	
Hitit Headquarter	Air Travel International, to/from non-UK Economy class With RF	8.823,70232226 passenger.km	2025-01-01	2025-12-31	Defra	2025	Tier 1	AR5	0	0	0	0,96319535	
Hitit Headquarter	Air Travel International, to/from non-UK Economy class With RF	13.105,48555399 passenger.km	2025-01-01	2025-12-31	Defra	2025	Tier 1	AR5	0	0	0	1,4305948	
Hitit Headquarter	Air Travel International, to/from non-UK Economy class With RF	8.418,65035536 passenger.km	2025-01-01	2025-12-31	Defra	2025	Tier 1	AR5	0	0	0	0,91897987	
Hitit Headquarter	Air Travel International, to/from non-UK Economy class With RF	7.888,07498471 passenger.km	2025-01-01	2025-12-31	Defra	2025	Tier 1	AR5	0	0	0	0,86106227	
Hitit Headquarter	Air Travel International, to/from non-UK Economy class With RF	5.872,94970704 passenger.km	2025-01-01	2025-12-31	Defra	2025	Tier 1	AR5	0	0	0	0,64109119	
Hitit Headquarter	Air Travel International, to/from non-UK Economy class With RF	5.934,99981471 passenger.km	2025-01-01	2025-12-31	Defra	2025	Tier 1	AR5	0	0	0	0,64786458	
Hitit Headquarter	Air Travel International, to/from non-UK Business class With RF	9.129,94358829 passenger.km	2025-01-01	2025-12-31	Defra	2025	Tier 1	AR5	0	0	0	2,89017494	
Hitit Headquarter	Air Travel International, to/from non-UK Business class With RF	9.129,94358829 passenger.km	2025-01-01	2025-12-31	Defra	2025	Tier 1	AR5	0	0	0	2,89017494	
Hitit Headquarter	Air Travel International, to/from non-UK Economy class With RF	796,01496942 passenger.km	2025-01-01	2025-12-31	Defra	2025	Tier 1	AR5	0	0	0	0,08689299	
Hitit Headquarter	Air Travel International, to/from non-UK Economy class With RF	6.711,79300071 passenger.km	2025-01-01	2025-12-31	Defra	2025	Tier 1	AR5	0	0	0	0,73265932	
Hitit Headquarter	Air Travel International, to/from non-UK Economy class With RF	6.711,79300071 passenger.km	2025-01-01	2025-12-31	Defra	2025	Tier 1	AR5	0	0	0	0,73265932	
Hitit Headquarter	Air Travel International, to/from non-UK Economy class With RF	3.674,72579287 passenger.km	2025-01-01	2025-12-31	Defra	2025	Tier 1	AR5	0	0	0	0,40113307	

Tesis	Emisyon Kaynağı	Aktivite Miktarı	Başlangıç Tarihi	Bitiş Tarihi	EF Referansı	EF Yılı	Tier Kalitesi	AR	tCO ₂	tCH ₄	tN ₂ O	tCO ₂ e	Açıklama
Hitit Headquarter	Air Travel International, to/from non-UK Economy class With RF	796,01496942 passenger.km	2025-01-01	2025-12-31	Defra	2025	Tier 1	AR5	0	0	0	0,08689299	
Hitit Headquarter	Air Travel International, to/from non-UK Economy class With RF	3.095,13426802 passenger.km	2025-01-01	2025-12-31	Defra	2025	Tier 1	AR5	0	0	0	0,33786486	
Hitit Headquarter	Air Travel International, to/from non-UK Economy class With RF	18.915,42976963 passenger.km	2025-01-01	2025-12-31	Defra	2025	Tier 1	AR5	0	0	0	2,06480831	
Hitit Headquarter	Air Travel International, to/from non-UK Economy class With RF	18.915,42976963 passenger.km	2025-01-01	2025-12-31	Defra	2025	Tier 1	AR5	0	0	0	2,06480831	
Hitit Headquarter	Air Travel International, to/from non-UK Economy class With RF	7.888,07498471 passenger.km	2025-01-01	2025-12-31	Defra	2025	Tier 1	AR5	0	0	0	0,86106227	
Hitit Headquarter	Air Travel International, to/from non-UK Economy class With RF	7.888,07498471 passenger.km	2025-01-01	2025-12-31	Defra	2025	Tier 1	AR5	0	0	0	0,86106227	
Hitit Headquarter	Air Travel International, to/from non-UK Economy class With RF	4.977,62247909 passenger.km	2025-01-01	2025-12-31	Defra	2025	Tier 1	AR5	0	0	0	0,54335727	
Hitit Headquarter	Air Travel International, to/from non-UK Economy class With RF	7.888,07498471 passenger.km	2025-01-01	2025-12-31	Defra	2025	Tier 1	AR5	0	0	0	0,86106227	
Hitit Headquarter	Air Travel International, to/from non-UK Economy class With RF	7.888,07498471 passenger.km	2025-01-01	2025-12-31	Defra	2025	Tier 1	AR5	0	0	0	0,86106227	
Hitit Headquarter	Air Travel International, to/from non-UK Economy class With RF	22.004,61004051 passenger.km	2025-01-01	2025-12-31	Defra	2025	Tier 1	AR5	0	0	0	2,40202323	
Hitit Headquarter	Air Travel International, to/from non-UK Economy class With RF	20.821,78535071 passenger.km	2025-01-01	2025-12-31	Defra	2025	Tier 1	AR5	0	0	0	2,27290609	
Hitit Headquarter	Air Travel International, to/from non-UK Economy class With RF	20.821,78535071 passenger.km	2025-01-01	2025-12-31	Defra	2025	Tier 1	AR5	0	0	0	2,27290609	
Hitit Headquarter	Air Travel International, to/from non-UK Economy class With RF	22.004,61004051 passenger.km	2025-01-01	2025-12-31	Defra	2025	Tier 1	AR5	0	0	0	2,40202323	

Tesis	Emisyon Kaynağı	Aktivite Miktarı	Başlangıç Tarihi	Bitiş Tarihi	EF Referansı	EF Yılı	Tier Kalitesi	AR	tCO ₂	tCH ₄	tN ₂ O	tCO ₂ e	Açıklama
Hitit Headquarter	Air Travel International, to/from non-UK Economy class With RF	4.913,58127453 passenger.km	2025-01-01	2025-12-31	Defra	2025	Tier 1	AR5	0	0	0	0,53636653	
Hitit Headquarter	Air Travel International, to/from non-UK Economy class With RF	4.913,58127453 passenger.km	2025-01-01	2025-12-31	Defra	2025	Tier 1	AR5	0	0	0	0,53636653	
Hitit Headquarter	Air Travel International, to/from non-UK Economy class With RF	10.350,11962714 passenger.km	2025-01-01	2025-12-31	Defra	2025	Tier 1	AR5	0	0	0	1,12981906	
Hitit Headquarter	Air Travel International, to/from non-UK Business class With RF	22.777,48933958 passenger.km	2025-01-01	2025-12-31	Defra	2025	Tier 1	AR5	0	0	0	7,21044203	
Hitit Headquarter	Air Travel International, to/from non-UK Business class With RF	22.777,48933958 passenger.km	2025-01-01	2025-12-31	Defra	2025	Tier 1	AR5	0	0	0	7,21044203	
Hitit Headquarter	Air Travel International, to/from non-UK Economy class With RF	22.777,48933958 passenger.km	2025-01-01	2025-12-31	Defra	2025	Tier 1	AR5	0	0	0	2,48639074	
Hitit Headquarter	Air Travel International, to/from non-UK Economy class With RF	22.777,48933958 passenger.km	2025-01-01	2025-12-31	Defra	2025	Tier 1	AR5	0	0	0	2,48639074	
Hitit Headquarter	Air Travel International, to/from non-UK Economy class With RF	7.888,07498471 passenger.km	2025-01-01	2025-12-31	Defra	2025	Tier 1	AR5	0	0	0	0,86106227	
Hitit Headquarter	Air Travel International, to/from non-UK Economy class With RF	6.593,43306529 passenger.km	2025-01-01	2025-12-31	Defra	2025	Tier 1	AR5	0	0	0	0,71973915	
Hitit Headquarter	Air Travel International, to/from non-UK Economy class With RF	6.424,52450877 passenger.km	2025-01-01	2025-12-31	Defra	2025	Tier 1	AR5	0	0	0	0,7013011	
Hitit Headquarter	Air Travel International, to/from non-UK Economy class With RF	7.842,87233109 passenger.km	2025-01-01	2025-12-31	Defra	2025	Tier 1	AR5	0	0	0	0,85612794	
Hitit Headquarter	Air Travel International, to/from non-UK Economy class With RF	7.842,87233109 passenger.km	2025-01-01	2025-12-31	Defra	2025	Tier 1	AR5	0	0	0	0,85612794	
Hitit Headquarter	Air Travel International, to/from non-UK Business class With RF	5.979,44283184 passenger.km	2025-01-01	2025-12-31	Defra	2025	Tier 1	AR5	0	0	0	1,89285242	
Hitit Headquarter	Hotel Stay (HİTİT BİLGİSAYAR HİZMETLERİ A.Ş.)	28 Room per night	2025-01-01	2025-12-31	Hotel Footprints	2025	Tier 2	AR6	0	0	0	1,47	

Tesis	Emisyon Kaynağı	Aktivite Miktarı	Başlangıç Tarihi	Bitiş Tarihi	EF Referansı	EF Yılı	Tier Kalitesi	AR	tCO ₂	tCH ₄	tN ₂ O	tCO ₂ e	Açıklama
Hitit Headquarter	Air Travel International, to/from non-UK Economy class With RF	7.888,07498471 passenger.km	2025-01-01	2025-12-31	Defra	2025	Tier 1	AR5	0	0	0	0,86106227	
Hitit Headquarter	Air Travel International, to/from non-UK Economy class With RF	4.282,96397146 passenger.km	2025-01-01	2025-12-31	Defra	2025	Tier 1	AR5	0	0	0	0,46752835	
Hitit Headquarter	Air Travel International, to/from non-UK Economy class With RF	6.711,79300071 passenger.km	2025-01-01	2025-12-31	Defra	2025	Tier 1	AR5	0	0	0	0,73265932	
Hitit Headquarter	Air Travel International, to/from non-UK Economy class With RF	6.711,79300071 passenger.km	2025-01-01	2025-12-31	Defra	2025	Tier 1	AR5	0	0	0	0,73265932	
Hitit Headquarter	Air Travel International, to/from non-UK Economy class With RF	17.359,09891298 passenger.km	2025-01-01	2025-12-31	Defra	2025	Tier 1	AR5	0	0	0	1,89491924	
Hitit Headquarter	Air Travel International, to/from non-UK Economy class With RF	17.359,09891298 passenger.km	2025-01-01	2025-12-31	Defra	2025	Tier 1	AR5	0	0	0	1,89491924	
Hitit Headquarter	Air Travel International, to/from non-UK Economy class With RF	24.537,29264261 passenger.km	2025-01-01	2025-12-31	Defra	2025	Tier 1	AR5	0	0	0	2,67849086	
Hitit Headquarter	Hotel Stay (Hitit BİLGİSAYAR HİZMETLERİ A.Ş.)	4 Room per night	2025-01-01	2025-12-31	Hotel Footprints	2025	Tier 2	AR6	0	0	0	0,2332	
Hitit Headquarter	Air Travel International, to/from non-UK Economy class With RF	7.915,08327532 passenger.km	2025-01-01	2025-12-31	Defra	2025	Tier 1	AR5	0	0	0	0,86401049	
Hitit Headquarter	Air Travel International, to/from non-UK Economy class With RF	7.888,07498471 passenger.km	2025-01-01	2025-12-31	Defra	2025	Tier 1	AR5	0	0	0	0,86106227	
Hitit Headquarter	Air Travel International, to/from non-UK Economy class With RF	7.888,07498471 passenger.km	2025-01-01	2025-12-31	Defra	2025	Tier 1	AR5	0	0	0	0,86106227	
Hitit Headquarter	Air Travel International, to/from non-UK Economy class With RF	7.888,07498471 passenger.km	2025-01-01	2025-12-31	Defra	2025	Tier 1	AR5	0	0	0	0,86106227	
Hitit Headquarter	Air Travel International, to/from non-UK Economy class With RF	7.888,07498471 passenger.km	2025-01-01	2025-12-31	Defra	2025	Tier 1	AR5	0	0	0	0,86106227	
Hitit Headquarter	Air Travel International, to/from non-UK Economy class With RF	6.056,67202254 passenger.km	2025-01-01	2025-12-31	Defra	2025	Tier 1	AR5	0	0	0	0,66114632	

Tesis	Emisyon Kaynağı	Aktivite Miktarı	Başlangıç Tarihi	Bitiş Tarihi	EF Referansı	EF Yılı	Tier Kalitesi	AR	tCO ₂	tCH ₄	tN ₂ O	tCO ₂ e	Açıklama
Hitit Headquarter	Air Travel International, to/from non-UK Economy class With RF	6.056,67202254 passenger.km	2025-01-01	2025-12-31	Defra	2025	Tier 1	AR5	0	0	0	0,66114632	
Hitit Headquarter	Air Travel International, to/from non-UK Economy class With RF	7.888,07498471 passenger.km	2025-01-01	2025-12-31	Defra	2025	Tier 1	AR5	0	0	0	0,86106227	
Hitit Headquarter	Air Travel International, to/from non-UK Economy class With RF	7.888,07498471 passenger.km	2025-01-01	2025-12-31	Defra	2025	Tier 1	AR5	0	0	0	0,86106227	
Hitit Headquarter	Air Travel International, to/from non-UK Economy class With RF	7.888,07498471 passenger.km	2025-01-01	2025-12-31	Defra	2025	Tier 1	AR5	0	0	0	0,86106227	
Hitit Headquarter	Air Travel International, to/from non-UK Economy class With RF	9.212,49699359 passenger.km	2025-01-01	2025-12-31	Defra	2025	Tier 1	AR5	0	0	0	1,00563617	
Hitit Headquarter	Air Travel International, to/from non-UK Economy class With RF	4.427,24518867 passenger.km	2025-01-01	2025-12-31	Defra	2025	Tier 1	AR5	0	0	0	0,48327808	
Hitit Headquarter	Air Travel International, to/from non-UK Economy class With RF	21.637,66222634 passenger.km	2025-01-01	2025-12-31	Defra	2025	Tier 1	AR5	0	0	0	2,36196721	
Hitit Headquarter	Air Travel International, to/from non-UK Economy class With RF	21.637,66222634 passenger.km	2025-01-01	2025-12-31	Defra	2025	Tier 1	AR5	0	0	0	2,36196721	
Hitit Headquarter	Air Travel International, to/from non-UK Economy class With RF	5.990,81897233 passenger.km	2025-01-01	2025-12-31	Defra	2025	Tier 1	AR5	0	0	0	0,6539578	
Hitit Headquarter	Air Travel International, to/from non-UK Economy class With RF	6.569,38330597 passenger.km	2025-01-01	2025-12-31	Defra	2025	Tier 1	AR5	0	0	0	0,71711388	
Hitit Headquarter	Air Travel International, to/from non-UK Business class With RF	10.818,83111317 passenger.km	2025-01-01	2025-12-31	Defra	2025	Tier 1	AR5	0	0	0	3,42480918	
Hitit Headquarter	Air Travel International, to/from non-UK Economy class With RF	4.977,62247909 passenger.km	2025-01-01	2025-12-31	Defra	2025	Tier 1	AR5	0	0	0	0,54335727	
Hitit Headquarter	Air Travel International, to/from non-UK Economy class With RF	4.977,62247909 passenger.km	2025-01-01	2025-12-31	Defra	2025	Tier 1	AR5	0	0	0	0,54335727	

Tesis	Emisyon Kaynağı	Aktivite Miktarı	Başlangıç Tarihi	Bitiş Tarihi	EF Referansı	EF Yılı	Tier Kalitesi	AR	tCO ₂	tCH ₄	tN ₂ O	tCO ₂ e	Açıklama
Hitit Headquarter	Air Travel International, to/from non-UK Economy class With RF	12.305,80267333 passenger.km	2025-01-01	2025-12-31	Defra	2025	Tier 1	AR5	0	0	0	1,34330142	
Hitit Headquarter	Air Travel International, to/from non-UK Economy class With RF	9.212,49699359 passenger.km	2025-01-01	2025-12-31	Defra	2025	Tier 1	AR5	0	0	0	1,00563617	
Hitit Headquarter	Air Travel International, to/from non-UK Economy class With RF	9.212,49699359 passenger.km	2025-01-01	2025-12-31	Defra	2025	Tier 1	AR5	0	0	0	1,00563617	
Hitit Headquarter	Air Travel International, to/from non-UK Economy class With RF	9.212,49699359 passenger.km	2025-01-01	2025-12-31	Defra	2025	Tier 1	AR5	0	0	0	1,00563617	
Hitit Headquarter	Air Travel International, to/from non-UK Economy class With RF	7.888,07498471 passenger.km	2025-01-01	2025-12-31	Defra	2025	Tier 1	AR5	0	0	0	0,86106227	
Hitit Headquarter	Air Travel International, to/from non-UK Economy class With RF	7.888,07498471 passenger.km	2025-01-01	2025-12-31	Defra	2025	Tier 1	AR5	0	0	0	0,86106227	
Hitit Headquarter	Air Travel International, to/from non-UK Economy class With RF	7.888,07498471 passenger.km	2025-01-01	2025-12-31	Defra	2025	Tier 1	AR5	0	0	0	0,86106227	
Hitit Headquarter	Air Travel International, to/from non-UK Economy class With RF	7.888,07498471 passenger.km	2025-01-01	2025-12-31	Defra	2025	Tier 1	AR5	0	0	0	0,86106227	
Hitit Headquarter	Air Travel International, to/from non-UK Economy class With RF	7.888,07498471 passenger.km	2025-01-01	2025-12-31	Defra	2025	Tier 1	AR5	0	0	0	0,86106227	
Hitit Headquarter	Air Travel International, to/from non-UK Economy class With RF	7.888,07498471 passenger.km	2025-01-01	2025-12-31	Defra	2025	Tier 1	AR5	0	0	0	0,86106227	
Hitit Headquarter	Air Travel International, to/from non-UK Economy class With RF	17.359,09891298 passenger.km	2025-01-01	2025-12-31	Defra	2025	Tier 1	AR5	0	0	0	1,89491924	
Hitit Headquarter	Air Travel International, to/from non-UK Economy class With RF	2.658,94048583 passenger.km	2025-01-01	2025-12-31	Defra	2025	Tier 1	AR5	0	0	0	0,29024994	
Hitit Headquarter	Hotel Stay South Africa	13 Room per night	2025-01-01	2025-12-31	Defra	2025	Tier 2	AR5	0	0	0	0,6682	
Hitit Headquarter	Air Travel International, to/from non-UK Economy class With RF	2.565,30956749 passenger.km	2025-01-01	2025-12-31	Defra	2025	Tier 1	AR5	0	0	0	0,28002919	
Hitit Headquarter	Air Travel International, to/from non-UK Business class With RF	9.807,42421686 passenger.km	2025-01-01	2025-12-31	Defra	2025	Tier 1	AR5	0	0	0	3,10463821	

Tesis	Emisyon Kaynağı	Aktivite Miktarı	Başlangıç Tarihi	Bitiş Tarihi	EF Referansı	EF Yılı	Tier Kalitesi	AR	tCO ₂	tCH ₄	tN ₂ O	tCO ₂ e	Açıklama
Hitit Headquarter	Air Travel International, to/from non-UK Economy class With RF	15.024,36137606 passenger.km	2025-01-01	2025-12-31	Defra	2025	Tier 1	AR5	0	0	0	1,64005929	
Hitit Headquarter	Air Travel International, to/from non-UK Economy class With RF	9.807,42421686 passenger.km	2025-01-01	2025-12-31	Defra	2025	Tier 1	AR5	0	0	0	1,07057843	
Hitit Headquarter	Air Travel International, to/from non-UK Economy class With RF	4.040,3400633 passenger.km	2025-01-01	2025-12-31	Defra	2025	Tier 1	AR5	0	0	0	0,44104352	
Hitit Headquarter	Air Travel International, to/from non-UK Economy class With RF	4.903,71210843 passenger.km	2025-01-01	2025-12-31	Defra	2025	Tier 1	AR5	0	0	0	0,53528921	
Hitit Headquarter	Air Travel International, to/from non-UK Economy class With RF	5.847,89197205 passenger.km	2025-01-01	2025-12-31	Defra	2025	Tier 1	AR5	0	0	0	0,63835589	
Hitit Headquarter	Air Travel International, to/from non-UK Economy class With RF	3.944,03749236 passenger.km	2025-01-01	2025-12-31	Defra	2025	Tier 1	AR5	0	0	0	0,43053113	
Hitit Headquarter	Air Travel International, to/from non-UK Economy class With RF	449,25375604 passenger.km	2025-01-01	2025-12-31	Defra	2025	Tier 1	AR5	0	0	0	0,04904054	
Hitit Headquarter	Air Travel International, to/from non-UK Economy class With RF	4.903,71210843 passenger.km	2025-01-01	2025-12-31	Defra	2025	Tier 1	AR5	0	0	0	0,53528921	
Hitit Headquarter	Air Travel International, to/from non-UK Economy class With RF	4.903,71210843 passenger.km	2025-01-01	2025-12-31	Defra	2025	Tier 1	AR5	0	0	0	0,53528921	
Hitit Headquarter	Air Travel International, to/from non-UK Economy class With RF	10.701,70463867 passenger.km	2025-01-01	2025-12-31	Defra	2025	Tier 1	AR5	0	0	0	1,16819808	
Hitit Headquarter	Air Travel International, to/from non-UK Economy class With RF	4.903,71210843 passenger.km	2025-01-01	2025-12-31	Defra	2025	Tier 1	AR5	0	0	0	0,53528921	
Hitit Headquarter	Air Travel International, to/from non-UK Economy class With RF	7.512,18068803 passenger.km	2025-01-01	2025-12-31	Defra	2025	Tier 1	AR5	0	0	0	0,82002964	
Hitit Headquarter	Air Travel International, to/from non-UK Economy class With RF	3.971,04578296 passenger.km	2025-01-01	2025-12-31	Defra	2025	Tier 1	AR5	0	0	0	0,43347936	

Tesis	Emisyon Kaynağı	Aktivite Miktarı	Başlangıç Tarihi	Bitiş Tarihi	EF Referansı	EF Yılı	Tier Kalitesi	AR	tCO ₂	tCH ₄	tN ₂ O	tCO ₂ e	Açıklama
Hitit Headquarter	Air Travel International, to/from non-UK Economy class With RF	6.756,4116061 passenger.km	2025-01-01	2025-12-31	Defra	2025	Tier 1	AR5	0	0	0	0,73752989	
Hitit Headquarter	Air Travel International, to/from non-UK Economy class With RF	2.061,49959879 passenger.km	2025-01-01	2025-12-31	Defra	2025	Tier 1	AR5	0	0	0	0,2250333	
Hitit Headquarter	Air Travel International, to/from non-UK Economy class With RF	13.356,03344886 passenger.km	2025-01-01	2025-12-31	Defra	2025	Tier 1	AR5	0	0	0	1,45794461	
Hitit Headquarter	Air Travel International, to/from non-UK Economy class With RF	6.056,67202254 passenger.km	2025-01-01	2025-12-31	Defra	2025	Tier 1	AR5	0	0	0	0,66114632	
Hitit Headquarter	Air Travel International, to/from non-UK Economy class With RF	13.233,17492503 passenger.km	2025-01-01	2025-12-31	Defra	2025	Tier 1	AR5	0	0	0	1,44453337	
Hitit Headquarter	Air Travel International, to/from non-UK Economy class With RF	2.967,49990736 passenger.km	2025-01-01	2025-12-31	Defra	2025	Tier 1	AR5	0	0	0	0,32393229	
Hitit Headquarter	Air Travel International, to/from non-UK Economy class With RF	3.028,33601127 passenger.km	2025-01-01	2025-12-31	Defra	2025	Tier 1	AR5	0	0	0	0,33057316	
Hitit Headquarter	Air Travel International, to/from non-UK Economy class With RF	4.597,40761948 passenger.km	2025-01-01	2025-12-31	Defra	2025	Tier 1	AR5	0	0	0	0,50185302	
Hitit Headquarter	Hotel Stay (HİTİT BİLGİSAYAR HİZMETLERİ A.Ş.)	4 Room per night	2025-01-01	2025-12-31	Hotel Footprints	2025	Tier 2	AR6	0	0	0	0,1308	
Hitit Headquarter	Air Travel International, to/from non-UK Economy class With RF	5.390,31434409 passenger.km	2025-01-01	2025-12-31	Defra	2025	Tier 1	AR5	0	0	0	0,58840671	
Hitit Headquarter	Air Travel International, to/from non-UK Economy class With RF	8.418,65035536 passenger.km	2025-01-01	2025-12-31	Defra	2025	Tier 1	AR5	0	0	0	0,91897987	
Hitit Headquarter	Air Travel International, to/from non-UK Economy class With RF	5.723,49318332 passenger.km	2025-01-01	2025-12-31	Defra	2025	Tier 1	AR5	0	0	0	0,62477652	
Hitit Headquarter	Air Travel International, to/from non-UK Economy class With RF	5.723,49318332 passenger.km	2025-01-01	2025-12-31	Defra	2025	Tier 1	AR5	0	0	0	0,62477652	
Hitit Headquarter	Air Travel International, to/from non-UK Economy class With RF	7.581,04212613 passenger.km	2025-01-01	2025-12-31	Defra	2025	Tier 1	AR5	0	0	0	0,82754656	

Tesis	Emisyon Kaynağı	Aktivite Miktarı	Başlangıç Tarihi	Bitiş Tarihi	EF Referansı	EF Yılı	Tier Kalitesi	AR	tCO ₂	tCH ₄	tN ₂ O	tCO ₂ e	Açıklama
Hitit Headquarter	Air Travel International, to/from non-UK Economy class With RF	2.190,47200758 passenger.km	2025-01-01	2025-12-31	Defra	2025	Tier 1	AR5	0	0	0	0,23911192	
Hitit Headquarter	Air Travel International, to/from non-UK Economy class With RF	2.190,47200758 passenger.km	2025-01-01	2025-12-31	Defra	2025	Tier 1	AR5	0	0	0	0,23911192	
Hitit Headquarter	Air Travel International, to/from non-UK Economy class With RF	9.807,42421686 passenger.km	2025-01-01	2025-12-31	Defra	2025	Tier 1	AR5	0	0	0	1,07057843	
Hitit Headquarter	Air Travel International, to/from non-UK Economy class With RF	9.807,42421686 passenger.km	2025-01-01	2025-12-31	Defra	2025	Tier 1	AR5	0	0	0	1,07057843	
Hitit Headquarter	Air Travel International, to/from non-UK Economy class With RF	2.190,47200758 passenger.km	2025-01-01	2025-12-31	Defra	2025	Tier 1	AR5	0	0	0	0,23911192	
Hitit Headquarter	Air Travel International, to/from non-UK Economy class With RF	2.190,47200758 passenger.km	2025-01-01	2025-12-31	Defra	2025	Tier 1	AR5	0	0	0	0,23911192	
Hitit Headquarter	Air Travel International, to/from non-UK Economy class With RF	969,90265953 passenger.km	2025-01-01	2025-12-31	Defra	2025	Tier 1	AR5	0	0	0	0,10587457	
Hitit Headquarter	Air Travel International, to/from non-UK Economy class With RF	9.357,06282015 passenger.km	2025-01-01	2025-12-31	Defra	2025	Tier 1	AR5	0	0	0	1,02141698	
Hitit Headquarter	Air Travel International, to/from non-UK Economy class With RF	400,51135603 passenger.km	2025-01-01	2025-12-31	Defra	2025	Tier 1	AR5	0	0	0	0,04371982	
Hitit Headquarter	Air Travel International, to/from non-UK Economy class With RF	6.056,67202254 passenger.km	2025-01-01	2025-12-31	Defra	2025	Tier 1	AR5	0	0	0	0,66114632	
Hitit Headquarter	Air Travel International, to/from non-UK Economy class With RF	2.257,99565243 passenger.km	2025-01-01	2025-12-31	Defra	2025	Tier 1	AR5	0	0	0	0,24648281	
Hitit Headquarter	Air Travel International, to/from non-UK Economy class With RF	4.792,31182764 passenger.km	2025-01-01	2025-12-31	Defra	2025	Tier 1	AR5	0	0	0	0,52312876	
Hitit Headquarter	Air Travel International, to/from non-UK Economy class With RF	6.266,48749572 passenger.km	2025-01-01	2025-12-31	Defra	2025	Tier 1	AR5	0	0	0	0,68404978	

Tesis	Emisyon Kaynağı	Aktivite Miktarı	Başlangıç Tarihi	Bitiş Tarihi	EF Referansı	EF Yılı	Tier Kalitesi	AR	tCO ₂	tCH ₄	tN ₂ O	tCO ₂ e	Açıklama
Hitit Headquarter	Air Travel International, to/from non-UK Economy class With RF	4.040,3400633 passenger.km	2025-01-01	2025-12-31	Defra	2025	Tier 1	AR5	0	0	0	0,44104352	
Hitit Headquarter	Air Travel International, to/from non-UK Economy class With RF	9.391,19238264 passenger.km	2025-01-01	2025-12-31	Defra	2025	Tier 1	AR5	0	0	0	1,02514256	
Hitit Headquarter	Air Travel International, to/from non-UK Economy class With RF	343,94230858 passenger.km	2025-01-01	2025-12-31	Defra	2025	Tier 1	AR5	0	0	0	0,03754474	
Hitit Headquarter	Air Travel International, to/from non-UK Economy class With RF	2.428,6903783 passenger.km	2025-01-01	2025-12-31	Defra	2025	Tier 1	AR5	0	0	0	0,26511584	
Hitit Headquarter	Air Travel International, to/from non-UK Economy class With RF	7.783,93044825 passenger.km	2025-01-01	2025-12-31	Defra	2025	Tier 1	AR5	0	0	0	0,84969385	
Hitit Headquarter	Air Travel International, to/from non-UK Economy class With RF	2.280,49159446 passenger.km	2025-01-01	2025-12-31	Defra	2025	Tier 1	AR5	0	0	0	0,24893846	
Hitit Headquarter	Air Travel International, to/from non-UK Business class With RF	3.891,96522412 passenger.km	2025-01-01	2025-12-31	Defra	2025	Tier 1	AR5	0	0	0	1,23204051	
Hitit Headquarter	Air Travel International, to/from non-UK Economy class With RF	3.800,03820566 passenger.km	2025-01-01	2025-12-31	Defra	2025	Tier 1	AR5	0	0	0	0,41481217	
Hitit Headquarter	Air Travel International, to/from non-UK Business class With RF	4.560,98318892 passenger.km	2025-01-01	2025-12-31	Defra	2025	Tier 1	AR5	0	0	0	1,44382484	
Hitit Headquarter	Air Travel International, to/from non-UK Economy class With RF	3.310,22349094 passenger.km	2025-01-01	2025-12-31	Defra	2025	Tier 1	AR5	0	0	0	0,361344	
Hitit Headquarter	Air Travel International, to/from non-UK Economy class With RF	5.934,99981471 passenger.km	2025-01-01	2025-12-31	Defra	2025	Tier 1	AR5	0	0	0	0,64786458	
Hitit Headquarter	Air Travel International, to/from non-UK Economy class With RF	3.800,03820566 passenger.km	2025-01-01	2025-12-31	Defra	2025	Tier 1	AR5	0	0	0	0,41481217	
Hitit Headquarter	Air Travel International, to/from non-UK Economy class With RF	5.458,53497538 passenger.km	2025-01-01	2025-12-31	Defra	2025	Tier 1	AR5	0	0	0	0,59585368	

Tesis	Emisyon Kaynağı	Aktivite Miktarı	Başlangıç Tarihi	Bitiş Tarihi	EF Referansı	EF Yılı	Tier Kalitesi	AR	tCO ₂	tCH ₄	tN ₂ O	tCO ₂ e	Açıklama
Hitit Headquarter	Air Travel International, to/from non-UK Economy class With RF	2.608,22349427 passenger.km	2025-01-01	2025-12-31	Defra	2025	Tier 1	AR5	0	0	0	0,28471368	
Hitit Headquarter	Air Travel International, to/from non-UK Economy class With RF	4.550,86692489 passenger.km	2025-01-01	2025-12-31	Defra	2025	Tier 1	AR5	0	0	0	0,49677263	
Hitit Headquarter	Air Travel International, to/from non-UK Economy class With RF	4.492,97541587 passenger.km	2025-01-01	2025-12-31	Defra	2025	Tier 1	AR5	0	0	0	0,4904532	
Hitit Headquarter	Air Travel International, to/from non-UK Business class With RF	4.560,98318892 passenger.km	2025-01-01	2025-12-31	Defra	2025	Tier 1	AR5	0	0	0	1,44382484	
Hitit Headquarter	Air Travel International, to/from non-UK Economy class With RF	1.952,96832461 passenger.km	2025-01-01	2025-12-31	Defra	2025	Tier 1	AR5	0	0	0	0,21318602	
Hitit Headquarter	Air Travel International, to/from non-UK Economy class With RF	4.492,97541587 passenger.km	2025-01-01	2025-12-31	Defra	2025	Tier 1	AR5	0	0	0	0,4904532	
Hitit Headquarter	Air Travel International, to/from non-UK Economy class With RF	4.492,97541587 passenger.km	2025-01-01	2025-12-31	Defra	2025	Tier 1	AR5	0	0	0	0,4904532	
Hitit Headquarter	Air Travel International, to/from non-UK Economy class With RF	2.280,49159446 passenger.km	2025-01-01	2025-12-31	Defra	2025	Tier 1	AR5	0	0	0	0,24893846	
Hitit Headquarter	Air Travel International, to/from non-UK Economy class With RF	3.800,03820566 passenger.km	2025-01-01	2025-12-31	Defra	2025	Tier 1	AR5	0	0	0	0,41481217	
Hitit Headquarter	Air Travel International, to/from non-UK Economy class With RF	4.209,07997911 passenger.km	2025-01-01	2025-12-31	Defra	2025	Tier 1	AR5	0	0	0	0,45946317	
Hitit Headquarter	Air Travel International, to/from non-UK Economy class With RF	2.729,26748769 passenger.km	2025-01-01	2025-12-31	Defra	2025	Tier 1	AR5	0	0	0	0,29792684	
Hitit Headquarter	Air Travel International, to/from non-UK Economy class With RF	2.246,48770794 passenger.km	2025-01-01	2025-12-31	Defra	2025	Tier 1	AR5	0	0	0	0,2452266	
Hitit Headquarter	Air Travel International, to/from non-UK Economy class With RF	5.934,99981471 passenger.km	2025-01-01	2025-12-31	Defra	2025	Tier 1	AR5	0	0	0	0,64786458	

Tesis	Emisyon Kaynağı	Aktivite Miktarı	Başlangıç Tarihi	Bitiş Tarihi	EF Referansı	EF Yılı	Tier Kalitesi	AR	tCO ₂	tCH ₄	tN ₂ O	tCO ₂ e	Açıklama
Hitit Headquarter	Air Travel International, to/from non-UK Economy class With RF	3.800,03820566 passenger.km	2025-01-01	2025-12-31	Defra	2025	Tier 1	AR5	0	0	0	0,41481217	
Hitit Headquarter	Air Travel International, to/from non-UK Business class With RF	5.511,36773529 passenger.km	2025-01-01	2025-12-31	Defra	2025	Tier 1	AR5	0	0	0	1,74467857	
Hitit Headquarter	Air Travel International, to/from non-UK Economy class With RF	4.147,83074451 passenger.km	2025-01-01	2025-12-31	Defra	2025	Tier 1	AR5	0	0	0	0,4527772	
Hitit Headquarter	Air Travel International, to/from non-UK Economy class With RF	5.511,36773529 passenger.km	2025-01-01	2025-12-31	Defra	2025	Tier 1	AR5	0	0	0	0,6016209	
Hitit Headquarter	Air Travel International, to/from non-UK Economy class With RF	3.800,03820566 passenger.km	2025-01-01	2025-12-31	Defra	2025	Tier 1	AR5	0	0	0	0,41481217	
Hitit Headquarter	Air Travel International, to/from non-UK Business class With RF	4.560,98318892 passenger.km	2025-01-01	2025-12-31	Defra	2025	Tier 1	AR5	0	0	0	1,44382484	
Hitit Headquarter	Air Travel International, to/from non-UK Economy class With RF	2.967,49990736 passenger.km	2025-01-01	2025-12-31	Defra	2025	Tier 1	AR5	0	0	0	0,32393229	
Hitit Headquarter	Air Travel International, to/from non-UK Economy class With RF	3.800,03820566 passenger.km	2025-01-01	2025-12-31	Defra	2025	Tier 1	AR5	0	0	0	0,41481217	
Hitit Headquarter	Air Travel International, to/from non-UK Economy class With RF	2.280,49159446 passenger.km	2025-01-01	2025-12-31	Defra	2025	Tier 1	AR5	0	0	0	0,24893846	
Hitit Headquarter	Air Travel International, to/from non-UK Economy class With RF	4.560,98318892 passenger.km	2025-01-01	2025-12-31	Defra	2025	Tier 1	AR5	0	0	0	0,49787692	
Hitit Headquarter	Air Travel International, to/from non-UK Economy class With RF	2.280,49159446 passenger.km	2025-01-01	2025-12-31	Defra	2025	Tier 1	AR5	0	0	0	0,24893846	
Hitit Headquarter	Air Travel International, to/from non-UK Economy class With RF	1.802,06044554 passenger.km	2025-01-01	2025-12-31	Defra	2025	Tier 1	AR5	0	0	0	0,19671292	
Hitit Headquarter	Air Travel International, to/from non-UK Economy class With RF	2.280,49159446 passenger.km	2025-01-01	2025-12-31	Defra	2025	Tier 1	AR5	0	0	0	0,24893846	

Tesis	Emisyon Kaynağı	Aktivite Miktarı	Başlangıç Tarihi	Bitiş Tarihi	EF Referansı	EF Yılı	Tier Kalitesi	AR	tCO ₂	tCH ₄	tN ₂ O	tCO ₂ e	Açıklama
Hitit Headquarter	Air Travel International, to/from non-UK Economy class With RF	22.777,48933958 passenger.km	2025-01-01	2025-12-31	Defra	2025	Tier 1	AR5	0	0	0	2,48639074	
Hitit Headquarter	Air Travel International, to/from non-UK Economy class With RF	22.777,48933958 passenger.km	2025-01-01	2025-12-31	Defra	2025	Tier 1	AR5	0	0	0	2,48639074	
Hitit Headquarter	Air Travel International, to/from non-UK Economy class With RF	4.560,98318892 passenger.km	2025-01-01	2025-12-31	Defra	2025	Tier 1	AR5	0	0	0	0,49787692	
Hitit Headquarter	Air Travel International, to/from non-UK Economy class With RF	1.588,7904083 passenger.km	2025-01-01	2025-12-31	Defra	2025	Tier 1	AR5	0	0	0	0,17343236	
Hitit Headquarter	Air Travel International, to/from non-UK Economy class With RF	5.458,53497538 passenger.km	2025-01-01	2025-12-31	Defra	2025	Tier 1	AR5	0	0	0	0,59585368	
Hitit Headquarter	Air Travel International, to/from non-UK Economy class With RF	3.800,03820566 passenger.km	2025-01-01	2025-12-31	Defra	2025	Tier 1	AR5	0	0	0	0,41481217	
Hitit Headquarter	Air Travel International, to/from non-UK Economy class With RF	2.208,96851561 passenger.km	2025-01-01	2025-12-31	Defra	2025	Tier 1	AR5	0	0	0	0,241131	
Hitit Headquarter	Air Travel International, to/from non-UK Economy class With RF	2.534,99373973 passenger.km	2025-01-01	2025-12-31	Defra	2025	Tier 1	AR5	0	0	0	0,27671992	
Hitit Headquarter	Air Travel International, to/from non-UK Economy class With RF	3.376,96377481 passenger.km	2025-01-01	2025-12-31	Defra	2025	Tier 1	AR5	0	0	0	0,36862937	
Hitit Headquarter	Air Travel International, to/from non-UK Economy class With RF	3.376,96377481 passenger.km	2025-01-01	2025-12-31	Defra	2025	Tier 1	AR5	0	0	0	0,36862937	
Hitit Headquarter	Air Travel International, to/from non-UK Economy class With RF	4.501,5574552 passenger.km	2025-01-01	2025-12-31	Defra	2025	Tier 1	AR5	0	0	0	0,49139001	
Hitit Headquarter	Air Travel International, to/from non-UK Economy class With RF	11.388,7607744 passenger.km	2025-01-01	2025-12-31	Defra	2025	Tier 1	AR5	0	0	0	1,24319713	
Hitit Headquarter	Air Travel International, to/from non-UK Economy class With RF	10.605,5075172 passenger.km	2025-01-01	2025-12-31	Defra	2025	Tier 1	AR5	0	0	0	1,1576972	

Tesis	Emisyon Kaynağı	Aktivite Miktarı	Başlangıç Tarihi	Bitiş Tarihi	EF Referansı	EF Yılı	Tier Kalitesi	AR	tCO ₂	tCH ₄	tN ₂ O	tCO ₂ e	Açıklama
Hitit Headquarter	Air Travel International, to/from non-UK Economy class With RF	11.439,0851435 passenger.km	2025-01-01	2025-12-31	Defra	2025	Tier 1	AR5	0	0	0	1,24869053	
Hitit Headquarter	Air Travel International, to/from non-UK Economy class With RF	26.249,62909329 passenger.km	2025-01-01	2025-12-31	Defra	2025	Tier 1	AR5	0	0	0	2,86540951	
Hitit Headquarter	Air Travel International, to/from non-UK Economy class With RF	1.426,32937608 passenger.km	2025-01-01	2025-12-31	Defra	2025	Tier 1	AR5	0	0	0	0,15569811	
Hitit Headquarter	Air Travel International, to/from non-UK Economy class With RF	1.426,32937608 passenger.km	2025-01-01	2025-12-31	Defra	2025	Tier 1	AR5	0	0	0	0,15569811	
Hitit Headquarter	Air Travel International, to/from non-UK Business class With RF	661,74513231 passenger.km	2025-01-01	2025-12-31	Defra	2025	Tier 1	AR5	0	0	0	0,20948204	
Hitit Headquarter	Air Travel International, to/from non-UK Economy class With RF	1.245,67776747 passenger.km	2025-01-01	2025-12-31	Defra	2025	Tier 1	AR5	0	0	0	0,13597819	
Hitit Headquarter	Air Travel International, to/from non-UK Economy class With RF	3.028,33601127 passenger.km	2025-01-01	2025-12-31	Defra	2025	Tier 1	AR5	0	0	0	0,33057316	
Hitit Headquarter	Air Travel International, to/from non-UK Economy class With RF	5.098,65202358 passenger.km	2025-01-01	2025-12-31	Defra	2025	Tier 1	AR5	0	0	0	0,55656885	
Hitit Headquarter	Air Travel International, to/from non-UK Economy class With RF	6.077,73744418 passenger.km	2025-01-01	2025-12-31	Defra	2025	Tier 1	AR5	0	0	0	0,66344582	
Hitit Headquarter	Air Travel International, to/from non-UK Economy class With RF	11.574,80772667 passenger.km	2025-01-01	2025-12-31	Defra	2025	Tier 1	AR5	0	0	0	1,26350601	
Hitit Headquarter	Air Travel International, to/from non-UK Economy class With RF	11.574,80772667 passenger.km	2025-01-01	2025-12-31	Defra	2025	Tier 1	AR5	0	0	0	1,26350601	
Hitit Headquarter	Air Travel International, to/from non-UK Economy class With RF	5.787,40386334 passenger.km	2025-01-01	2025-12-31	Defra	2025	Tier 1	AR5	0	0	0	0,63175301	
Hitit Headquarter	Air Travel International, to/from non-UK Economy class With RF	4.913,58127453 passenger.km	2025-01-01	2025-12-31	Defra	2025	Tier 1	AR5	0	0	0	0,53636653	

Tesis	Emisyon Kaynağı	Aktivite Miktarı	Başlangıç Tarihi	Bitiş Tarihi	EF Referansı	EF Yılı	Tier Kalitesi	AR	tCO ₂	tCH ₄	tN ₂ O	tCO ₂ e	Açıklama
Hitit Headquarter	Air Travel International, to/from non-UK Economy class With RF	4.913,58127453 passenger.km	2025-01-01	2025-12-31	Defra	2025	Tier 1	AR5	0	0	0	0,53636653	
Hitit Headquarter	Air Travel International, to/from non-UK Business class With RF	2.846,85993621 passenger.km	2025-01-01	2025-12-31	Defra	2025	Tier 1	AR5	0	0	0	0,90120198	
Hitit Headquarter	Air Travel International, to/from non-UK Economy class With RF	2.495,2238948 passenger.km	2025-01-01	2025-12-31	Defra	2025	Tier 1	AR5	0	0	0	0,27237864	
Hitit Headquarter	Air Travel International, to/from non-UK Economy class With RF	6.276,47216094 passenger.km	2025-01-01	2025-12-31	Defra	2025	Tier 1	AR5	0	0	0	0,6851397	
Hitit Headquarter	Air Travel International, to/from non-UK Economy class With RF	6.276,47216094 passenger.km	2025-01-01	2025-12-31	Defra	2025	Tier 1	AR5	0	0	0	0,6851397	
Hitit Headquarter	Air Travel International, to/from non-UK Economy class With RF	470,66613544 passenger.km	2025-01-01	2025-12-31	Defra	2025	Tier 1	AR5	0	0	0	0,05137792	
Hitit Headquarter	Air Travel International, to/from non-UK Economy class With RF	13.897,64952538 passenger.km	2025-01-01	2025-12-31	Defra	2025	Tier 1	AR5	0	0	0	1,51706742	
Hitit Headquarter	Air Travel International, to/from non-UK Economy class With RF	7.843,63225432 passenger.km	2025-01-01	2025-12-31	Defra	2025	Tier 1	AR5	0	0	0	0,8562109	
Hitit Headquarter	Air Travel International, to/from non-UK Business class With RF	21.027,82694189 passenger.km	2025-01-01	2025-12-31	Defra	2025	Tier 1	AR5	0	0	0	6,6565689	
Hitit Headquarter	Air Travel International, to/from non-UK Economy class With RF	1.033,63433005 passenger.km	2025-01-01	2025-12-31	Defra	2025	Tier 1	AR5	0	0	0	0,11283152	
Hitit Headquarter	Air Travel International, to/from non-UK Economy class With RF	1.033,63433005 passenger.km	2025-01-01	2025-12-31	Defra	2025	Tier 1	AR5	0	0	0	0,11283152	
Hitit Headquarter	Air Travel International, to/from non-UK Economy class With RF	516,81716503 passenger.km	2025-01-01	2025-12-31	Defra	2025	Tier 1	AR5	0	0	0	0,05641576	
Hitit Headquarter	Air Travel International, to/from non-UK Economy class With RF	516,81716503 passenger.km	2025-01-01	2025-12-31	Defra	2025	Tier 1	AR5	0	0	0	0,05641576	

Tesis	Emisyon Kaynağı	Aktivite Miktarı	Başlangıç Tarihi	Bitiş Tarihi	EF Referansı	EF Yılı	Tier Kalitesi	AR	tCO ₂	tCH ₄	tN ₂ O	tCO ₂ e	Açıklama
Hitit Headquarter	Air Travel International, to/from non-UK Business class With RF	1.220,56934805 passenger.km	2025-01-01	2025-12-31	Defra	2025	Tier 1	AR5	0	0	0	0,38638343	
Hitit Headquarter	Air Travel International, to/from non-UK Economy class With RF	1.220,56934805 passenger.km	2025-01-01	2025-12-31	Defra	2025	Tier 1	AR5	0	0	0	0,13323735	
Hitit Headquarter	Air Travel International, to/from non-UK Economy class With RF	1.200,65247413 passenger.km	2025-01-01	2025-12-31	Defra	2025	Tier 1	AR5	0	0	0	0,13106322	
Hitit Headquarter	Air Travel International, to/from non-UK Economy class With RF	11.006,27036131 passenger.km	2025-01-01	2025-12-31	Defra	2025	Tier 1	AR5	0	0	0	1,20144447	
Hitit Headquarter	Air Travel International, to/from non-UK Business class With RF	9.131,4880102 passenger.km	2025-01-01	2025-12-31	Defra	2025	Tier 1	AR5	0	0	0	2,89066384	
Hitit Headquarter	Air Travel International, to/from non-UK Economy class With RF	5.656,40845716 passenger.km	2025-01-01	2025-12-31	Defra	2025	Tier 1	AR5	0	0	0	0,61745355	
Hitit Headquarter	Air Travel International, to/from non-UK Economy class With RF	5.656,40845716 passenger.km	2025-01-01	2025-12-31	Defra	2025	Tier 1	AR5	0	0	0	0,61745355	
Hitit Headquarter	Air Travel International, to/from non-UK Economy class With RF	1.668,32531203 passenger.km	2025-01-01	2025-12-31	Defra	2025	Tier 1	AR5	0	0	0	0,18211439	
Hitit Headquarter	Air Travel International, to/from non-UK Economy class With RF	470,66613544 passenger.km	2025-01-01	2025-12-31	Defra	2025	Tier 1	AR5	0	0	0	0,05137792	
Hitit Headquarter	Air Travel International, to/from non-UK Economy class With RF	470,66613544 passenger.km	2025-01-01	2025-12-31	Defra	2025	Tier 1	AR5	0	0	0	0,05137792	
Hitit Headquarter	Hotel Stay UK	23 Room per night	2025-01-01	2025-12-31	Defra	2025	Tier 2	AR5	0	0	0	0,2392	
Hitit Headquarter	Hotel Stay (HİTİT BİLGİSAYAR HİZMETLERİ A.Ş.)	10 Room per night	2025-01-01	2025-12-31	Hotel Footprints	2025	Tier 2	AR6	0	0	0	0,738	
Hitit Headquarter	Hotel Stay Malaysia	12 Room per night	2025-01-01	2025-12-31	Defra	2025	Tier 2	AR5	0	0	0	0,738	
Hitit Headquarter	Hotel Stay France	67 Room per night	2025-01-01	2025-12-31	Defra	2025	Tier 2	AR5	0	0	0	0,4489	
Hitit Headquarter	Hotel Stay (HİTİT BİLGİSAYAR HİZMETLERİ A.Ş.)	20 Room per night	2025-01-01	2025-12-31	Hotel Footprints	2025	Tier 2	AR6	0	0	0	0,6	

Tesis	Emisyon Kaynağı	Aktivite Miktarı	Başlangıç Tarihi	Bitiş Tarihi	EF Referansı	EF Yılı	Tier Kalitesi	AR	tCO ₂	tCH ₄	tN ₂ O	tCO ₂ e	Açıklama
Hitit Headquarter	Hotel Stay Singapore	4 Room per night	2025-01-01	2025-12-31	Defra	2025	Tier 2	AR5	0	0	0	0,098	
Hitit Headquarter	Hotel Stay (HİTİT BİLGİSAYAR HİZMETLERİ A.Ş.)	61 Room per night	2025-01-01	2025-12-31	Hotel Footprints	2025	Tier 2	AR6	0	0	0	6,0939	
Hitit Headquarter	Hotel Stay (HİTİT BİLGİSAYAR HİZMETLERİ A.Ş.)	12 Room per night	2025-01-01	2025-12-31	Hotel Footprints	2025	Tier 2	AR6	0	0	0	0,1128	
Hitit Headquarter	Hotel Stay (HİTİT BİLGİSAYAR HİZMETLERİ A.Ş.)	49 Room per night	2025-01-01	2025-12-31	Hotel Footprints	2025	Tier 2	AR6	0	0	0	2,7734	
Hitit Headquarter	Hotel Stay (HİTİT BİLGİSAYAR HİZMETLERİ A.Ş.)	5 Room per night	2025-01-01	2025-12-31	Hotel Footprints	2025	Tier 2	AR6	0	0	0	0,126	
Hitit Headquarter	Hotel Stay (HİTİT BİLGİSAYAR HİZMETLERİ A.Ş.)	7 Room per night	2025-01-01	2025-12-31	Hotel Footprints	2025	Tier 2	AR6	0	0	0	0,1351	
Hitit Headquarter	Hotel Stay (HİTİT BİLGİSAYAR HİZMETLERİ A.Ş.)	7 Room per night	2025-01-01	2025-12-31	Hotel Footprints	2025	Tier 2	AR6	0	0	0	0,1421	
Hitit Headquarter	Hotel Stay Saudi Arabia	17 Room per night	2025-01-01	2025-12-31	Defra	2025	Tier 2	AR5	0	0	0	1,8088	
Hitit Headquarter	Hotel Stay UK	3 Room per night	2025-01-01	2025-12-31	Defra	2025	Tier 2	AR5	0	0	0	0,0312	
Hitit Headquarter	Hotel Stay (HİTİT BİLGİSAYAR HİZMETLERİ A.Ş.)	21 Room per night	2025-01-01	2025-12-31	Hotel Footprints	2025	Tier 2	AR6	0	0	0	0,6237	
Hitit Headquarter	Hotel Stay Spain	11 Room per night	2025-01-01	2025-12-31	Defra	2025	Tier 2	AR5	0	0	0	0,077	
Hitit Headquarter	Hotel Stay Switzerland	12 Room per night	2025-01-01	2025-12-31	Defra	2025	Tier 2	AR5	0	0	0	0,0792	
Hitit Headquarter	Hotel Stay South Africa	6 Room per night	2025-01-01	2025-12-31	Defra	2025	Tier 2	AR5	0	0	0	0,3084	
Hitit Headquarter	Hotel Stay (HİTİT BİLGİSAYAR HİZMETLERİ A.Ş.)	4 Room per night	2025-01-01	2025-12-31	Hotel Footprints	2025	Tier 2	AR6	0	0	0	0,132	
Hitit Headquarter	Hotel Stay Thailand	51 Room per night	2025-01-01	2025-12-31	Defra	2025	Tier 2	AR5	0	0	0	2,2134	
Hitit Headquarter	Hotel Stay (HİTİT BİLGİSAYAR HİZMETLERİ A.Ş.)	9 Room per night	2025-01-01	2025-12-31	Hotel Footprints	2025	Tier 2	AR6	0	0	0	0,0945	
Hitit Headquarter	Hotel Stay (HİTİT BİLGİSAYAR HİZMETLERİ A.Ş.)	14 Room per night	2025-01-01	2025-12-31	Hotel Footprints	2025	Tier 2	AR6	0	0	0	0,5306	
Hitit Headquarter	Hotel Stay (HİTİT BİLGİSAYAR HİZMETLERİ A.Ş.)	9 Room per night	2025-01-01	2025-12-31	Hotel Footprints	2025	Tier 2	AR6	0	0	0	0,2835	
Hitit Headquarter	Hotel Stay United Arab Emirates	155 Room per night	2025-01-01	2025-12-31	Defra	2025	Tier 2	AR5	0	0	0	9,889	

Tesis	Emisyon Kaynağı	Aktivite Miktarı	Başlangıç Tarihi	Bitiş Tarihi	EF Referansı	EF Yılı	Tier Kalitesi	AR	tCO ₂	tCH ₄	tN ₂ O	tCO ₂ e	Açıklama
Hitit Headquarter	Hotel Stay UK	64 Room per night	2025-01-01	2025-12-31	Defra	2025	Tier 2	AR5	0	0	0	0,6656	
Hitit Headquarter	Hotel Stay United States	32 Room per night	2025-01-01	2025-12-31	Defra	2025	Tier 2	AR5	0	0	0	0,5152	
Hitit Headquarter	Hotel Stay (HİTİT BİLGİSAYAR HİZMETLERİ A.Ş.)	12 Room per night	2025-01-01	2025-12-31	Hotel Footprints	2025	Tier 2	AR6	0	0	0	0,3396	
The Netherlands Office	Hotel Stay Turkey	11 Room per night	2025-01-01	2025-12-31	Defra	2025	Tier 2	AR5	0	0	0	0,3531	
The Netherlands Office	Hotel Stay United States	3 Room per night	2025-01-01	2025-12-31	Defra	2025	Tier 2	AR5	0	0	0	0,0483	
The Netherlands Office	Hotel Stay Switzerland	2 Room per night	2025-01-01	2025-12-31	Defra	2025	Tier 2	AR5	0	0	0	0,0132	
The Netherlands Office	Hotel Stay Portugal	3 Room per night	2025-01-01	2025-12-31	Defra	2025	Tier 2	AR5	0	0	0	0,057	
The Netherlands Office	Hotel Stay (HİTİT BİLGİSAYAR HİZMETLERİ A.Ş.)	4 Room per night	2025-01-01	2025-12-31	Hotel Footprints	2025	Tier 2	AR6	0	0	0	0,2952	
The Netherlands Office	Hotel Stay (HİTİT BİLGİSAYAR HİZMETLERİ A.Ş.)	8 Room per night	2025-01-01	2025-12-31	Hotel Footprints	2025	Tier 2	AR6	0	0	0	0,096	
The Netherlands Office	Hotel Stay (HİTİT BİLGİSAYAR HİZMETLERİ A.Ş.)	22 Room per night	2025-01-01	2025-12-31	Hotel Footprints	2025	Tier 2	AR6	0	0	0	1,155	
The Netherlands Office	Air Travel International, to/from non-UK Economy class With RF	2.246,48770794 passenger.km	2025-01-01	2025-12-31	Defra	2025	Tier 1	AR5	0	0	0	0,2452266	
The Netherlands Office	Air Travel International, to/from non-UK Economy class With RF	4.502,01602419 passenger.km	2025-01-01	2025-12-31	Defra	2025	Tier 1	AR5	0	0	0	0,49144007	
The Netherlands Office	Air Travel International, to/from non-UK Economy class With RF	2.246,48770794 passenger.km	2025-01-01	2025-12-31	Defra	2025	Tier 1	AR5	0	0	0	0,2452266	
The Netherlands Office	Air Travel International, to/from non-UK Economy class With RF	1.363,98610503 passenger.km	2025-01-01	2025-12-31	Defra	2025	Tier 1	AR5	0	0	0	0,14889272	
The Netherlands Office	Air Travel International, to/from non-UK Economy class With RF	1.363,98610503 passenger.km	2025-01-01	2025-12-31	Defra	2025	Tier 1	AR5	0	0	0	0,14889272	
The Netherlands Office	Air Travel International, to/from non-UK Economy class With RF	740,89765766 passenger.km	2025-01-01	2025-12-31	Defra	2025	Tier 1	AR5	0	0	0	0,08087639	
The Netherlands Office	Air Travel International, to/from non-UK Economy class With RF	3.921,43616554 passenger.km	2025-01-01	2025-12-31	Defra	2025	Tier 1	AR5	0	0	0	0,42806397	

Tesis	Emisyon Kaynağı	Aktivite Miktarı	Başlangıç Tarihi	Bitiş Tarihi	EF Referansı	EF Yılı	Tier Kalitesi	AR	tCO ₂	tCH ₄	tN ₂ O	tCO ₂ e	Açıklama
The Netherlands Office	Air Travel International, to/from non-UK Economy class With RF	3.921,43616554 passenger.km	2025-01-01	2025-12-31	Defra	2025	Tier 1	AR5	0	0	0	0,42806397	
The Netherlands Office	Air Travel International, to/from non-UK Economy class With RF	1.363,98610503 passenger.km	2025-01-01	2025-12-31	Defra	2025	Tier 1	AR5	0	0	0	0,14889272	
The Netherlands Office	Air Travel International, to/from non-UK Economy class With RF	740,89765766 passenger.km	2025-01-01	2025-12-31	Defra	2025	Tier 1	AR5	0	0	0	0,08087639	
The Netherlands Office	Air Travel International, to/from non-UK Economy class With RF	1.363,98610503 passenger.km	2025-01-01	2025-12-31	Defra	2025	Tier 1	AR5	0	0	0	0,14889272	
The Netherlands Office	Air Travel International, to/from non-UK Economy class With RF	4.492,97541587 passenger.km	2025-01-01	2025-12-31	Defra	2025	Tier 1	AR5	0	0	0	0,4904532	
Hitit SAAS	Air Travel International, to/from non-UK Economy class With RF	463,09168282 passenger.km	2025-01-01	2025-12-31	Defra	2025	Tier 1	AR5	0	0	0	0,05055109	
Hitit SAAS	Air Travel International, to/from non-UK Economy class With RF	463,09168282 passenger.km	2025-01-01	2025-12-31	Defra	2025	Tier 1	AR5	0	0	0	0,05055109	

3.7 Çalışanların İşe Geliş Gidişi

Tesis	Emisyon Kaynağı	Aktivite Miktarı	Başlangıç Tarihi	Bitiş Tarihi	EF Referansı	EF Yılı	Tier Kalitesi	AR	tCO ₂	tCH ₄	tN ₂ O	tCO ₂ e	Açıklama
Hitit Headquarter	Vans Average (up to 3.5 tonnes) Unknown	208.750 km	2025-01-01	2025-12-31	Defra	2025	Tier 1	AR5	0	0	0	53,085125	
Hitit Headquarter	Homeworking (office equipment + heating)	709.631,38 per FTE Working Hour	2025-01-01	2025-12-31	Defra	2025	Tier 1	AR5	0	0	0	236,86076202	

3.11 Satılan Ürünlerin Kullanımı

Tesis	Emisyon Kaynağı	Aktivite Miktarı	Başlangıç Tarihi	Bitiş Tarihi	EF Referansı	EF Yılı	Tier Kalitesi	AR	tCO ₂	tCH ₄	tN ₂ O	tCO ₂ e	Açıklama
Hitit Headquarter	Electricity Generation	249.160 kWh	2025-01-01	2025-12-31	Türkiye National Inventory	2023	Tier 2	AR6	0	0	0	108,13544	Pegasus Elektrik Tüketimi



8. YAKIT ÖZELLİKLERİ TABLOSU

Emisyon Kaynağı	Isıl Değer	Yoğunluk	Açıklama
-----------------	------------	----------	----------

Veri bulunamadı.


9. BELİRSİZLİK HESABI TABLOSU

Kümülatif Belirsizlik: %3,879168
Belirsizlik Seviyesi ■ İyi (Güvenilir)

Kaynak: EU ETS Monitoring and Reporting Regulation (MRR)
* Elle ölçülmüştür

KAPSAM 1

Alt Kategori	Emisyon Kaynağı	Aktivite Miktarı	Aktivite Verisi Belirsizliği	EF	EF Belirsizliği	tCO ₂ e	Hesaplanan Emisyon Belirsizliği	Değişken 1	Değişken 2
1.2 Hareketli Yanma	Petrol (average biofuel blend)	1.153,12 L	%7*	0,00206916 tCO ₂ e/L	%7*	2,38598978	%9,89949494	23,62009374	557,90882829
1.4 Sızıntı Emisyonları	Carbon dioxide	8 kg	%7*	0,001 tCO ₂ e/kg	%7*	0,008	%9,89949494	0,07919596	0,006272

KAPSAM 2

Alt Kategori	Emisyon Kaynağı	Aktivite Miktarı	Aktivite Verisi Belirsizliği	EF	EF Belirsizliği	tCO ₂ e	Hesaplanan Emisyon Belirsizliği	Değişken 1	Değişken 2
2.1 Elektrik	Electricity Generation Pakistan (HİTİT BİLGİSAYAR HİZMETLERİ A.Ş.)	24.893,60730594 kWh	%7*	0,000359 tCO ₂ e/kWh	%7*	8,93680502	%9,89949494	88,46985607	7.826,91543305
	Electricity Generation	81.662,56468571 kWh	%7*	0,000434 tCO ₂ e/kWh	%7*	35,44155307	%9,89949494	350,8534752	123.098,16105992
	Electricity Generation Netherlands (HİTİT BİLGİSAYAR HİZMETLERİ A.Ş.)	2.056 kWh	%7*	0,000235 tCO ₂ e/kWh	%7*	0,48316	%9,89949494	4,78303997	22,87747135
2.2 Isı, Buhar ve Soğutma	Electricity Generation Türkiye (HİTİT BİLGİSAYAR HİZMETLERİ A.Ş.)	9.271,8 kWh	%7*	0,000434 tCO ₂ e/kWh	%7*	4,0239612	%9,89949494	39,83518352	1.586,84184607
	Gas/Diesel Oil - COMMERCIAL/INSTITUTIONAL CATEGORY (HİTİT BİLGİSAYAR HİZMETLERİ A.Ş.)	4,545 L	%7*	0,00265459 tCO ₂ e/L	%7*	0,0120651	%9,89949494	0,11943835	0,01426552
	Natural Gas 2025 (HİTİT BİLGİSAYAR HİZMETLERİ A.Ş.)	14.204,46 m3	%7*	0,00214984 tCO ₂ e/m3	%7*	30,53731629	%9,89949494	302,30400795	91.387,71322263

KAPSAM 3

Alt Kategori	Emisyon Kaynağı	Aktivite Miktarı	Aktivite Verisi Belirsizliği	EF	EF Belirsizliği	tCO ₂ e	Hesaplanan Emisyon Belirsizliği	Değişken 1	Değişken 2
3.1 Satın Alınan Mal ve Hizmetler	Electricity Generation	774.498,323 kWh	%7*	0,000434 tCO ₂ e/kWh	%7*	336,13227218	%9,89949494	3.327,5397265	11.072.520,63143569
	Electricity Generation Belgium (HİTİT BİLGİSAYAR HİZMETLERİ A.Ş.)	60.731,53899241 kWh	%7*	0,000145 tCO ₂ e/kWh	%7*	8,80607315	%9,89949494	87,1756766	7.599,59859067
	Other Business Service Centers (including Copy Shops)	1.992,01 TRY	%7*	0,00000328 tCO ₂ e/TRY	%7*	0,00653318	%9,89949494	0,06467518	0,00418288
	Sanitary Paper Product Manufacturing Supply Chain Emission Factors without Margins	101,04 TRY	%7*	0,00000672 tCO ₂ e/TRY	%7*	0,00067945	%9,89949494	0,00672622	0,00004524
	Coffee and Tea Manufacturing Supply Chain Emission Factors with Margins	150.767,19 TRY	%7*	0,00000882 tCO ₂ e/TRY	%7*	1,32904671	%9,89949494	13,15689114	173,10378447
	All Other Plastics Product Manufacturing Supply Chain Emission Factors with Margins	775,46 TRY	%7*	0,00000927 tCO ₂ e/TRY	%7*	0,00719095	%9,89949494	0,0711868	0,00506756
	Office Supplies and Stationery Stores Supply Chain Emission Factors with Margins	22.110,1 TRY	%7*	0,00000285 tCO ₂ e/TRY	%7*	0,06300062	%9,89949494	0,62367436	0,38896971
	Carbon and Graphite Product Manufacturing Supply Chain Emission Factors with Margins	974,12 TRY	%7*	0,00000906 tCO ₂ e/TRY	%7*	0,00882882	%9,89949494	0,08740089	0,00763892
	Plastics Packaging Film and Sheet (including Laminated) Manufacturing Supply Chain Emission Factors with Margins	581,14 TRY	%7*	0,00001277 tCO ₂ e/TRY	%7*	0,00742034	%9,89949494	0,07345764	0,00539602
	Stationery Product Manufacturing Supply Chain Emission Factors without Margins	252,5 TRY	%7*	0,00000665 tCO ₂ e/TRY	%7*	0,00167937	%9,89949494	0,01662491	0,00027639
Stationery Product Manufacturing Supply Chain Emission Factors with Margins	5.191,92 TRY	%7*	0,0000074 tCO ₂ e/TRY	%7*	0,03841252	%9,89949494	0,38026459	0,14460116	

Alt Kategori	Emisyon Kaynağı	Aktivite Miktarı	Aktivite Verisi Belirsizliği	EF	EF Belirsizliği	tCO ₂ e	Hesaplanan Emisyon Belirsizliği	Değişken 1	Değişken 2
	Unlaminated Plastics Film and Sheet (except Packaging) Manufacturing Supply Chain Emission Factors with Margins	418,48 TRY	%7*	0,00001431 tCO ₂ e/TRY	%7*	0,00598819	%9,89949494	0,05928003	0,00351412
	Other Paperboard Container Manufacturing Supply Chain Emission Factors without Margins	3.780 TRY	%7*	0,00001127 tCO ₂ e/TRY	%7*	0,04259683	%9,89949494	0,42168708	0,17781999
	Dried and Dehydrated Food Manufacturing Supply Chain Emission Factors with Margins	4.376,03 TRY	%7*	0,00000936 tCO ₂ e/TRY	%7*	0,04094939	%9,89949494	0,40537824	0,16433152
	All Other Converted Paper Product Manufacturing Supply Chain Emission Factors with Margins	21.273,3 TRY	%7*	0,0000085 tCO ₂ e/TRY	%7*	0,1807514	%9,89949494	1,78934756	3,20176469
	Beet Sugar Manufacturing Supply Chain Emission Factors with Margins	2.158,58 TRY	%7*	0,00001232 tCO ₂ e/TRY	%7*	0,02659472	%9,89949494	0,26327429	0,06931335
	Industrial and Personal Service Paper Merchant Wholesalers Supply Chain Emission Factors with Margins	28.470,8 TRY	%7*	0,00000359 tCO ₂ e/TRY	%7*	0,10219598	%9,89949494	1,01168859	1,0235138
	Supermarkets and Other Grocery (except Convenience) Stores	955,74 TRY	%7*	0,00000613 tCO ₂ e/TRY	%7*	0,00585884	%9,89949494	0,0579996	0,00336395
	Coffee and Tea Manufacturing	1.190 TRY	%7*	0,00001378 tCO ₂ e/TRY	%7*	0,01639677	%9,89949494	0,16231978	0,02634771
	Coffee and Tea Manufacturing Supply Chain Emission Factors without Margins	1.667,5 TRY	%7*	0,00000786 tCO ₂ e/TRY	%7*	0,01309934	%9,89949494	0,12967681	0,01681608
	Logging Supply Chain Emission Factors with Margins	153 TRY	%7*	0,00000607 tCO ₂ e/TRY	%7*	0,00092929	%9,89949494	0,00919949	0,00008463
	Other Grocery and Related Products Merchant Wholesalers	308 TRY	%7*	0,00000378 tCO ₂ e/TRY	%7*	0,00116392	%9,89949494	0,0115222	0,00013276

Alt Kategori	Emisyon Kaynağı	Aktivite Miktarı	Aktivite Verisi Belirsizliği	EF	EF Belirsizliği	tCO ₂ e	Hesaplanan Emisyon Belirsizliği	Değişken 1	Değişken 2
	Supply Chain Emission Factors with Margins								
	Dry, Condensed, and Evaporated Dairy Product Manufacturing Margins of Supply Chain Emission Factors	699,9 TRY	%7*	0,00000088 tCO ₂ e/TRY	%7*	0,00061548	%9,89949494	0,00609292	0,00003712
	All Other Miscellaneous Textile Product Mills Supply Chain Emission Factors with Margins	150,32 TRY	%7*	0,00000596 tCO ₂ e/TRY	%7*	0,0008954	%9,89949494	0,00886406	0,00007857
	Bottled Water Manufacturing Supply Chain Emission Factors with Margins	21.034,6 TRY	%7*	0,00000542 tCO ₂ e/TRY	%7*	0,11396296	%9,89949494	1,12817577	1,27278057
	Plastics Bag and Pouch Manufacturing Supply Chain Emission Factors with Margins	1.048,2 TRY	%7*	0,00001334 tCO ₂ e/TRY	%7*	0,01397782	%9,89949494	0,13837338	0,01914719
	Cosmetics, Beauty Supplies, and Perfume Stores Supply Chain Emission Factors with Margins	1.367,8 TRY	%7*	0,00000313 tCO ₂ e/TRY	%7*	0,00428188	%9,89949494	0,04238847	0,00179678
	All Other Health and Personal Care Stores Supply Chain Emission Factors with Margins	1.054,83 TRY	%7*	0,00000321 tCO ₂ e/TRY	%7*	0,00338216	%9,89949494	0,03348171	0,00112102
	Stationery and Office Supplies Merchant Wholesalers Supply Chain Emission Factors with Margins	15.169,17 TRY	%7*	0,00000373 tCO ₂ e/TRY	%7*	0,05662817	%9,89949494	0,56059028	0,31426146
	All Other Miscellaneous Nonmetallic Mineral Product Manufacturing Supply Chain Emission Factors with Margins	103,58 TRY	%7*	0,00001858 tCO ₂ e/TRY	%7*	0,00192495	%9,89949494	0,01905607	0,00036313
	Paper Bag and Coated and Treated Paper Manufacturing Supply Chain Emission Factors with Margins	2.672 TRY	%7*	0,00000883 tCO ₂ e/TRY	%7*	0,02358577	%9,89949494	0,23348721	0,05451628
	Printing and Writing Paper Merchant	8.547,55 TRY	%7*	0,0000037 tCO ₂ e/TRY	%7*	0,03165707	%9,89949494	0,31338904	0,09821269

Alt Kategori	Emisyon Kaynağı	Aktivite Miktarı	Aktivite Verisi Belirsizliği	EF	EF Belirsizliği	tCO ₂ e	Hesaplanan Emisyon Belirsizliği	Değişken 1	Değişken 2
	Wholesalers Supply Chain Emission Factors with Margins								
	Laminated Plastics Plate, Sheet (except Packaging), and Shape Manufacturing Supply Chain Emission Factors with Margins	773,8 TRY	%7*	0,00001085 tCO ₂ e/TRY	%7*	0,00839824	%9,89949494	0,08313831	0,00691198
	Toilet Preparation Manufacturing Supply Chain Emission Factors with Margins	2.402,1 TRY	%7*	0,0000046 tCO ₂ e/TRY	%7*	0,01104076	%9,89949494	0,10929793	0,01194604
	Sanitary Paper Product Manufacturing Supply Chain Emission Factors with Margins	89 TRY	%7*	0,00000831 tCO ₂ e/TRY	%7*	0,00073995	%9,89949494	0,00732511	0,00005366
	Dry, Condensed, and Evaporated Dairy Product Manufacturing Supply Chain Emission Factors with Margins	2.716,4 TRY	%7*	0,00001748 tCO ₂ e/TRY	%7*	0,04747186	%9,89949494	0,46994747	0,22085062
	Other Paperboard Container Manufacturing Supply Chain Emission Factors with Margins	38.199,12 TRY	%7*	0,00001168 tCO ₂ e/TRY	%7*	0,44634723	%9,89949494	4,41861212	19,52413307
	All Other Miscellaneous Electrical Equipment and Component Manufacturing Supply Chain Emission Factors with Margins	11.364,31 TRY	%7*	0,0000033 tCO ₂ e/TRY	%7*	0,03754656	%9,89949494	0,37169196	0,13815491
	Coffee and Tea Manufacturing Margins of Supply Chain Emission Factors	2.940 TRY	%7*	0,000001 tCO ₂ e/TRY	%7*	0,00295152	%9,89949494	0,0292186	0,00085373
	Food and drink Primary material production	10,5 kg	%7*	0,0037014 tCO ₂ e/kg	%7*	0,03886474	%9,89949494	0,38474127	0,14802584
	Computer and Office Machine Repair and Maintenance (HİTİT BİLGİSAYAR HİZMETLERİ A.Ş.)	32.557,78 USD	%7*	0,000076 tCO ₂ e/USD	%7*	2,47439128	%9,89949494	24,49522395	600,01599636

Alt Kategori	Emisyon Kaynağı	Aktivite Miktarı	Aktivite Verisi Belirsizliği	EF	EF Belirsizliği	tCO ₂ e	Hesaplanan Emisyon Belirsizliği	Değişken 1	Değişken 2
	Water Supply (HİTİT BİLGİSAYAR HİZMETLERİ A.Ş.)	79,429 USD	%7*	0,0007059 tCO ₂ e/USD	%7*	0,05606918	%9,89949494	0,55505657	0,3080878
	Telephone Apparatus Manufacturing Supply Chain Emission Factors with Margins	1.309,4 EUR	%7*	0,00011266 tCO ₂ e/EUR	%7*	0,14751554	%9,89949494	1,46032932	2,13256172
	Water supply	1.925,853 m3	%7*	0,0001913 tCO ₂ e/m3	%7*	0,36841568	%9,89949494	3,64712915	13,30155104
3.2 Sermaye Malları	Electronic Computer Manufacturing Supply Chain Emission Factors without Margins	170.828,96438356 USD	%7*	0,00003 tCO ₂ e/USD	%7*	5,12486893	%9,89949494	50,73361404	2.573,89959356
	Printing Machinery and Equipment Manufacturing Supply Chain Emission Factors without Margins	746,65586758 USD	%7*	0,000166 tCO ₂ e/USD	%7*	0,12394487	%9,89949494	1,22699165	1,50550851
	Radio and Television Broadcasting and Wireless Communications Equipment Manufacturing Supply Chain Emission Factors without Margins	282.587,72651464 USD	%7*	0,000065 tCO ₂ e/USD	%7*	18,36820222	%9,89949494	181,83592491	33.064,30358788
	Computer Terminal and Other Computer Peripheral Equipment Manufacturing Supply Chain Emission Factors without Margins	197.272,0654578 USD	%7*	0,000116 tCO ₂ e/USD	%7*	22,88355959	%9,89949494	226,53568232	51.318,41536419
	Radio and Television Broadcasting and Wireless Communications Equipment Manufacturing Supply Chain Emission Factors without Margins	1.298,99 EUR	%7*	0,00007349 tCO ₂ e/EUR	%7*	0,09546825	%9,89949494	0,9450875	0,89319038
3.3 Yakıt ve Enerji ile İlgili Faaliyetler	WTT- Electricity (generation) Turkey	90.934,36468571 kWh	%7*	0,00010266 tCO ₂ e/kWh	%7*	9,33491367	%9,89949494	92,41093058	8.539,78009066
	WTT- overseas electricity (T&D) EU (average)	2.056 kWh	%7*	0,00000564 tCO ₂ e/kWh	%7*	0,01159027	%9,89949494	0,11473779	0,01316476

Alt Kategori	Emisyon Kaynağı	Aktivite Miktarı	Aktivite Verisi Belirsizliği	EF	EF Belirsizliği	tCO ₂ e	Hesaplanan Emisyon Belirsizliği	Değişken 1	Değişken 2
	WTT- Electricity (generation) EU (average)	2.056 kWh	%7*	0,0000757 tCO ₂ e/kWh	%7*	0,15564571	%9,89949494	1,54081391	2,37410751
	Electricity (T&D) Disturbution	90.934,36468571 kWh	%7*	0,000035 tCO ₂ e/kWh	%7*	3,18270276	%9,89949494	31,5071499	992,70049482
	Electricity (T&D) Transmission	90.934,36468571 kWh	%7*	0,000002 tCO ₂ e/kWh	%7*	0,18186873	%9,89949494	1,80040857	3,24147102
	WTT- overseas electricity (T&D) Pakistan	24.893,60730594 kWh	%7*	0,00001595 tCO ₂ e/kWh	%7*	0,39696926	%9,89949494	3,92979523	15,44329055
	WTT- Electricity (generation) Pakistan	24,89360731 MWh	%7*	0,08081504 tCO ₂ e/MWh	%7*	2,01177782	%9,89949494	19,91558431	396,63049841
	WTT Diesel (HİTİT BİLGİSAYAR HİZMETLERİ A.Ş.)	1.157,665 L	%7*	0,00061101 tCO ₂ e/L	%7*	0,70734489	%9,89949494	7,00235717	49,03300594
	WTT Natural Gas (HİTİT BİLGİSAYAR HİZMETLERİ A.Ş.)	14.204,46 m3	%7*	0,0003366 tCO ₂ e/m3	%7*	4,78122124	%9,89949494	47,33167542	2.240,28749806
3.4 Yukarı Akış Taşıma ve Dağıtım	Couriers and Express Delivery Services Supply Chain Emission Factors without Margins	0,99 EUR	%7*	0,0003016 tCO ₂ e/EUR	%7*	0,00029858	%9,89949494	0,0029558	0,00000874
	Road Freight HGV (all diesel) All HGVs Average Laden	8.705,5 km	%7*	0,00104323 tCO ₂ e/km	%7*	9,08183877	%9,89949494	89,90561687	8.083,01994478
3.5 Operasyonlarda Oluşan Atıklar	Electrical items WEEE - small Landfill	160 kg	%7*	0,00000898 tCO ₂ e/kg	%7*	0,0014373	%9,89949494	0,01422852	0,00020245
	Refuse Commercial and industrial waste Incineration with energy recovery	1.413,21 kg	%7*	0,00000469 tCO ₂ e/kg	%7*	0,00662185	%9,89949494	0,06555297	0,00429719
	Water treatment	1.829,56035 m3	%7*	0,00017088 tCO ₂ e/m3	%7*	0,31263527	%9,89949494	3,0949313	9,57859975
3.6 İş Seyahatleri	Hotel Stay India	274 Room per night	%7*	0,0589 tCO ₂ e/Room per night	%7*	16,1386	%9,89949494	159,76398898	25.524,5321748
	Hotel Stay Canada	9 Room per night	%7*	0,0074 tCO ₂ e/Room per night	%7*	0,0666	%9,89949494	0,65930636	0,43468488

Alt Kategori	Emisyon Kaynağı	Aktivite Miktarı	Aktivite Verisi Belirsizliği	EF	EF Belirsizliği	tCO ₂ e	Hesaplanan Emisyon Belirsizliği	Değişken 1	Değişken 2
	Hotel Stay UK	90 Room per night	%7*	0,0104 tCO ₂ e/Room per night	%7*	0,936	%9,89949494	9,26592726	85,85740799
	Hotel Stay Portugal	19 Room per night	%7*	0,019 tCO ₂ e/Room per night	%7*	0,361	%9,89949494	3,57371767	12,77145798
	Hotel Stay Turkey	152 Room per night	%7*	0,0321 tCO ₂ e/Room per night	%7*	4,8792	%9,89949494	48,30161569	2.333,04607826
	Hotel Stay Qatar	18 Room per night	%7*	0,0862 tCO ₂ e/Room per night	%7*	1,5516	%9,89949494	15,36005634	235,93133077
	Hotel Stay Thailand	51 Room per night	%7*	0,0434 tCO ₂ e/Room per night	%7*	2,2134	%9,89949494	21,91154209	480,11567676
	Hotel Stay Spain	11 Room per night	%7*	0,007 tCO ₂ e/Room per night	%7*	0,077	%9,89949494	0,76226111	0,581042
	Hotel Stay Italy	16 Room per night	%7*	0,0143 tCO ₂ e/Room per night	%7*	0,2288	%9,89949494	2,26500444	5,13024511
	Hotel Stay Mexico	42 Room per night	%7*	0,0193 tCO ₂ e/Room per night	%7*	0,8106	%9,89949494	8,0245306	64,39309135
	Hotel Stay Saudi Arabia	17 Room per night	%7*	0,1064 tCO ₂ e/Room per night	%7*	1,8088	%9,89949494	17,90620644	320,63222907
	Hotel Stay Singapore	4 Room per night	%7*	0,0245 tCO ₂ e/Room per night	%7*	0,098	%9,89949494	0,9701505	0,94119199
	Hotel Stay (HİTİT BİLGİSAYAR HİZMETLERİ A.Ş.)	323 Room per night	%7*	0,05213994 tCO ₂ e/Room per night	%7*	16,8412	%9,89949494	166,71937413	27.795,3497103
	Hotel Stay South Africa	19 Room per night	%7*	0,0514 tCO ₂ e/Room per night	%7*	0,9766	%9,89949494	9,66784676	93,46726097
	Hotel Stay Indonesia	24 Room per night	%7*	0,0627 tCO ₂ e/Room per night	%7*	1,5048	%9,89949494	14,89675998	221,9134579
	Hotel Stay Netherlands	12 Room per night	%7*	0,0148 tCO ₂ e/Room per night	%7*	0,1776	%9,89949494	1,7581503	3,09109248
	Hotel Stay Belgium	10 Room per night	%7*	0,0122 tCO ₂ e/Room per night	%7*	0,122	%9,89949494	1,20773838	1,45863199
	Hotel Stay France	96 Room per night	%7*	0,0067 tCO ₂ e/Room per night	%7*	0,6432	%9,89949494	6,36735514	40,54321148
	Hotel Stay Germany	53 Room per night	%7*	0,0132 tCO ₂ e/Room per night	%7*	0,6996	%9,89949494	6,92568666	47,96513571
	Hotel Stay Switzerland	14 Room per night	%7*	0,0066 tCO ₂ e/Room per	%7*	0,0924	%9,89949494	0,91471333	0,83670048

Alt Kategori	Emisyon Kaynağı	Aktivite Miktarı	Aktivite Verisi Belirsizliği	EF	EF Belirsizliği	tCO ₂ e	Hesaplanan Emisyon Belirsizliği	Değişken 1	Değişken 2
				night					
	Hotel Stay Malaysia	18 Room per night	%7*	0,0615 tCO ₂ e/Room per night	%7*	1,107	%9,89949494	10,95874089	120,09400189
	Hotel Stay United Arab Emirates	155 Room per night	%7*	0,0638 tCO ₂ e/Room per night	%7*	9,889	%9,89949494	97,89610543	9.583,64745836
	Hotel Stay United States	35 Room per night	%7*	0,0161 tCO ₂ e/Room per night	%7*	0,5635	%9,89949494	5,5783654	31,11816054
	Air Travel International, to/from non-UK Economy class With RF	2.187.636,57964546 passenger.km	%7*	0,00010916 tCO ₂ e/passenger.km	%7*	238,80240903	%9,89949494	2.364,02323908	5.588.605,87491029
	Air Travel International, to/from non-UK Business class With RF	207.474,95703402 passenger.km	%7*	0,00031656 tCO ₂ e/passenger.km	%7*	65,6782724	%9,89949494	650,18172506	422.736,275602
3.7 Çalışanların İşe Geliş Gidişi	Homeworking (office equipment + heating)	709.631,38 per FTE Working Hour	%7*	0,00033378 tCO ₂ e/per FTE Working Hour	%7*	236,86076202	%9,89949494	2.344,80191426	5.498.096,01711736
	Vans Average (up to 3.5 tonnes) Unknown	208.750 km	%7*	0,0002543 tCO ₂ e/km	%7*	53,085125	%9,89949494	525,51592615	276.166,98863729
3.11 Satılan Ürünlerin Kullanımı	Electricity Generation	249.160 kWh	%7*	0,000434 tCO ₂ e/kWh	%7*	108,13544	%9,89949494	1.070,48624075	1.145.940,79163507



10. EMİSYON FAKTÖRLERİ TABLOSU

KAPSAM	Alt Kategori	Emisyon Kaynağı	EF Referansı	EF Yılı	Tier Kalitesi	AR	Girdi Birimi	EF CO ₂ (kgCO ₂ / Girdi Birimi)	EF CH ₄ (kgCH ₄ / Girdi Birimi)	EF N ₂ O (kgN ₂ O / Girdi Birimi)	EF CO ₂ e (kgCO ₂ e / Girdi Birimi)
KAPSAM 1	1.2 Hareketli Yanma	Petrol (average biofuel blend)	Defra	2025	Tier 1	AR5	L	0	0	0	2,06916
	1.4 Sızıntı Emisyonları	Carbon dioxide	IPCC	2006	Tier 1	AR6	kg	0	0	0	1
KAPSAM 2	2.1 Elektrik	Electricity Generation Pakistan (HİTİT BİLGİSAYAR HİZMETLERİ A.Ş.)	IRENA	2023	Tier 2	AR6	kWh	0	0	0	0,359
		Electricity Generation	Türkiye National Inventory	2023	Tier 2	AR6	kWh	0	0	0	0,434
		Electricity Generation Netherlands (HİTİT BİLGİSAYAR HİZMETLERİ A.Ş.)	EEA	2024	Tier 2	AR6	kWh	0	0	0	0,235
	2.2 Isı, Buhar ve Soğutma	Natural Gas 2025 (HİTİT BİLGİSAYAR HİZMETLERİ A.Ş.)	IPCC	2006	Tier 1	AR6	m3	56.100	5	0,1	2,14984
		Electricity Generation Türkiye (HİTİT BİLGİSAYAR HİZMETLERİ A.Ş.)	Türkiye Ulusal Envanter	2023	Tier 2	AR6	kWh	0	0	0	0,434
		Gas/Diesel Oil - COMMERCIAL/INSTITUTIONAL CATEGORY (HİTİT BİLGİSAYAR HİZMETLERİ A.Ş.)	IPCC	2006	Tier 1	AR6	L	2,644629	0,0003569	0	2,65458651
KAPSAM 3	3.1 Satın Alınan Mal ve Hizmetler	Other Business Service Centers (including Copy Shops)	EPA	2021	Tier 1	AR5	TRY	0	0	0	0,00327969
		Sanitary Paper Product Manufacturing Supply Chain Emission Factors without Margins	EPA	2022	Tier 1	AR5	TRY	0	0	0	0,00672458
		Coffee and Tea Manufacturing Supply Chain Emission Factors with Margins	EPA	2022	Tier 1	AR5	TRY	0	0	0	0,00845788
		Coffee and Tea Manufacturing Supply Chain	EPA	2022	Tier 1	AR5	TRY	0	0	0	0,00827926

KAPSAM	Alt Kategori	Emisyon Kaynağı	EF Referansı	EF Yılı	Tier Kalitesi	AR	Girdi Birimi	EF CO ₂ (kgCO ₂ / Girdi Birimi)	EF CH ₄ (kgCH ₄ / Girdi Birimi)	EF N ₂ O (kgN ₂ O / Girdi Birimi)	EF CO ₂ e (kgCO ₂ e / Girdi Birimi)
		Emission Factors with Margins									
		Coffee and Tea Manufacturing Supply Chain Emission Factors with Margins	EPA	2022	Tier 1	AR5	TRY	0	0	0	0,00831633
		Coffee and Tea Manufacturing Supply Chain Emission Factors with Margins	EPA	2022	Tier 1	AR5	TRY	0	0	0	0,00833574
		Coffee and Tea Manufacturing Supply Chain Emission Factors with Margins	EPA	2022	Tier 1	AR5	TRY	0	0	0	0,00838975
		Coffee and Tea Manufacturing Supply Chain Emission Factors with Margins	EPA	2022	Tier 1	AR5	TRY	0	0	0	0,0083961
		Coffee and Tea Manufacturing Supply Chain Emission Factors with Margins	EPA	2022	Tier 1	AR5	TRY	0	0	0	0,00846353
		Coffee and Tea Manufacturing Supply Chain Emission Factors with Margins	EPA	2022	Tier 1	AR5	TRY	0	0	0	0,00849177
		Coffee and Tea Manufacturing Supply Chain Emission Factors with Margins	EPA	2022	Tier 1	AR5	TRY	0	0	0	0,0085373
		Coffee and Tea Manufacturing Supply Chain Emission Factors with Margins	EPA	2022	Tier 1	AR5	TRY	0	0	0	0,00863191
		Coffee and Tea Manufacturing Supply Chain Emission Factors with Margins	EPA	2022	Tier 1	AR5	TRY	0	0	0	0,00865309
		Coffee and Tea Manufacturing Supply Chain Emission Factors with Margins	EPA	2022	Tier 1	AR5	TRY	0	0	0	0,0088137

KAPSAM	Alt Kategori	Emisyon Kaynağı	EF Referansı	EF Yılı	Tier Kalitesi	AR	Girdi Birimi	EF CO ₂ (kgCO ₂ / Girdi Birimi)	EF CH ₄ (kgCH ₄ / Girdi Birimi)	EF N ₂ O (kgN ₂ O / Girdi Birimi)	EF CO ₂ e (kgCO ₂ e / Girdi Birimi)
		Coffee and Tea Manufacturing Supply Chain Emission Factors with Margins	EPA	2022	Tier 1	AR5	TRY	0	0	0	0,00882323
		Coffee and Tea Manufacturing Supply Chain Emission Factors with Margins	EPA	2022	Tier 1	AR5	TRY	0	0	0	0,00885959
		Coffee and Tea Manufacturing Supply Chain Emission Factors with Margins	EPA	2022	Tier 1	AR5	TRY	0	0	0	0,0089609
		Coffee and Tea Manufacturing Supply Chain Emission Factors with Margins	EPA	2022	Tier 1	AR5	TRY	0	0	0	0,00901668
		Coffee and Tea Manufacturing Supply Chain Emission Factors with Margins	EPA	2022	Tier 1	AR5	TRY	0	0	0	0,00916776
		Coffee and Tea Manufacturing Supply Chain Emission Factors with Margins	EPA	2022	Tier 1	AR5	TRY	0	0	0	0,00922071
		Coffee and Tea Manufacturing Supply Chain Emission Factors with Margins	EPA	2022	Tier 1	AR5	TRY	0	0	0	0,00925319
		Coffee and Tea Manufacturing Supply Chain Emission Factors with Margins	EPA	2022	Tier 1	AR5	TRY	0	0	0	0,00928531
		Coffee and Tea Manufacturing Supply Chain Emission Factors with Margins	EPA	2022	Tier 1	AR5	TRY	0	0	0	0,00964502
		Coffee and Tea Manufacturing Supply Chain Emission Factors with Margins	EPA	2022	Tier 1	AR5	TRY	0	0	0	0,00972303
		Coffee and Tea Manufacturing Supply Chain	EPA	2022	Tier 1	AR5	TRY	0	0	0	0,0099846

KAPSAM	Alt Kategori	Emisyon Kaynağı	EF Referansı	EF Yılı	Tier Kalitesi	AR	Girdi Birimi	EF CO ₂ (kgCO ₂ / Girdi Birimi)	EF CH ₄ (kgCH ₄ / Girdi Birimi)	EF N ₂ O (kgN ₂ O / Girdi Birimi)	EF CO ₂ e (kgCO ₂ e / Girdi Birimi)
		Emission Factors with Margins									
		All Other Plastics Product Manufacturing Supply Chain Emission Factors with Margins	EPA	2022	Tier 1	AR5	TRY	0	0	0	0,00927315
		Office Supplies and Stationery Stores Supply Chain Emission Factors with Margins	EPA	2022	Tier 1	AR5	TRY	0	0	0	0,00264014
		Office Supplies and Stationery Stores Supply Chain Emission Factors with Margins	EPA	2022	Tier 1	AR5	TRY	0	0	0	0,00267022
		Office Supplies and Stationery Stores Supply Chain Emission Factors with Margins	EPA	2022	Tier 1	AR5	TRY	0	0	0	0,00277445
		Office Supplies and Stationery Stores Supply Chain Emission Factors with Margins	EPA	2022	Tier 1	AR5	TRY	0	0	0	0,00281774
		Office Supplies and Stationery Stores Supply Chain Emission Factors with Margins	EPA	2022	Tier 1	AR5	TRY	0	0	0	0,00285903
		Office Supplies and Stationery Stores Supply Chain Emission Factors with Margins	EPA	2022	Tier 1	AR5	TRY	0	0	0	0,00289943
		Office Supplies and Stationery Stores Supply Chain Emission Factors with Margins	EPA	2022	Tier 1	AR5	TRY	0	0	0	0,00290964
		Office Supplies and Stationery Stores Supply Chain Emission Factors with Margins	EPA	2022	Tier 1	AR5	TRY	0	0	0	0,00291974
		Office Supplies and Stationery Stores Supply Chain Emission Factors with Margins	EPA	2022	Tier 1	AR5	TRY	0	0	0	0,00303285

KAPSAM	Alt Kategori	Emisyon Kaynağı	EF Referansı	EF Yılı	Tier Kalitesi	AR	Girdi Birimi	EF CO ₂ (kgCO ₂ / Girdi Birimi)	EF CH ₄ (kgCH ₄ / Girdi Birimi)	EF N ₂ O (kgN ₂ O / Girdi Birimi)	EF CO ₂ e (kgCO ₂ e / Girdi Birimi)
		Office Supplies and Stationery Stores Supply Chain Emission Factors with Margins	EPA	2022	Tier 1	AR5	TRY	0	0	0	0,00305738
		Office Supplies and Stationery Stores Supply Chain Emission Factors with Margins	EPA	2022	Tier 1	AR5	TRY	0	0	0	0,00310378
		Office Supplies and Stationery Stores Supply Chain Emission Factors with Margins	EPA	2022	Tier 1	AR5	TRY	0	0	0	0,00311122
		Office Supplies and Stationery Stores Supply Chain Emission Factors with Margins	EPA	2022	Tier 1	AR5	TRY	0	0	0	0,00313964
		Carbon and Graphite Product Manufacturing Supply Chain Emission Factors with Margins	EPA	2022	Tier 1	AR5	TRY	0	0	0	0,00906338
		Plastics Packaging Film and Sheet (including Laminated) Manufacturing Supply Chain Emission Factors with Margins	EPA	2022	Tier 1	AR5	TRY	0	0	0	0,01269261
		Plastics Packaging Film and Sheet (including Laminated) Manufacturing Supply Chain Emission Factors with Margins	EPA	2022	Tier 1	AR5	TRY	0	0	0	0,01284602
		Stationery Product Manufacturing Supply Chain Emission Factors without Margins	EPA	2022	Tier 1	AR5	TRY	0	0	0	0,00665097
		Stationery Product Manufacturing Supply Chain Emission Factors with Margins	EPA	2022	Tier 1	AR5	TRY	0	0	0	0,00739852
		Unlaminated Plastics Film and Sheet (except Packaging) Manufacturing Supply Chain Emission Factors with Margins	EPA	2022	Tier 1	AR5	TRY	0	0	0	0,01430938

KAPSAM	Alt Kategori	Emisyon Kaynağı	EF Referansı	EF Yılı	Tier Kalitesi	AR	Girdi Birimi	EF CO ₂ (kgCO ₂ / Girdi Birimi)	EF CH ₄ (kgCH ₄ / Girdi Birimi)	EF N ₂ O (kgN ₂ O / Girdi Birimi)	EF CO ₂ e (kgCO ₂ e / Girdi Birimi)
		Other Paperboard Container Manufacturing Supply Chain Emission Factors without Margins	EPA	2022	Tier 1	AR5	TRY	0	0	0	0,011269
		Dried and Dehydrated Food Manufacturing Supply Chain Emission Factors with Margins	EPA	2022	Tier 1	AR5	TRY	0	0	0	0,00906209
		Dried and Dehydrated Food Manufacturing Supply Chain Emission Factors with Margins	EPA	2022	Tier 1	AR5	TRY	0	0	0	0,00921449
		Dried and Dehydrated Food Manufacturing Supply Chain Emission Factors with Margins	EPA	2022	Tier 1	AR5	TRY	0	0	0	0,0095231
		Dried and Dehydrated Food Manufacturing Supply Chain Emission Factors with Margins	EPA	2022	Tier 1	AR5	TRY	0	0	0	0,01002182
		All Other Converted Paper Product Manufacturing Supply Chain Emission Factors with Margins	EPA	2022	Tier 1	AR5	TRY	0	0	0	0,00822377
		All Other Converted Paper Product Manufacturing Supply Chain Emission Factors with Margins	EPA	2022	Tier 1	AR5	TRY	0	0	0	0,00829546
		All Other Converted Paper Product Manufacturing Supply Chain Emission Factors with Margins	EPA	2022	Tier 1	AR5	TRY	0	0	0	0,00838738
		All Other Converted Paper Product Manufacturing Supply Chain Emission Factors with Margins	EPA	2022	Tier 1	AR5	TRY	0	0	0	0,00840796
		All Other Converted Paper Product Manufacturing Supply Chain Emission Factors with Margins	EPA	2022	Tier 1	AR5	TRY	0	0	0	0,00857329
		All Other Converted Paper Product Manufacturing	EPA	2022	Tier 1	AR5	TRY	0	0	0	0,00876125

KAPSAM	Alt Kategori	Emisyon Kaynağı	EF Referansı	EF Yılı	Tier Kalitesi	AR	Girdi Birimi	EF CO ₂ (kgCO ₂ / Girdi Birimi)	EF CH ₄ (kgCH ₄ / Girdi Birimi)	EF N ₂ O (kgN ₂ O / Girdi Birimi)	EF CO ₂ e (kgCO ₂ e / Girdi Birimi)
		Supply Chain Emission Factors with Margins									
		All Other Converted Paper Product Manufacturing Supply Chain Emission Factors with Margins	EPA	2022	Tier 1	AR5	TRY	0	0	0	0,00902227
		Beet Sugar Manufacturing Supply Chain Emission Factors with Margins	EPA	2022	Tier 1	AR5	TRY	0	0	0	0,01146437
		Beet Sugar Manufacturing Supply Chain Emission Factors with Margins	EPA	2022	Tier 1	AR5	TRY	0	0	0	0,01159499
		Beet Sugar Manufacturing Supply Chain Emission Factors with Margins	EPA	2022	Tier 1	AR5	TRY	0	0	0	0,01191263
		Beet Sugar Manufacturing Supply Chain Emission Factors with Margins	EPA	2022	Tier 1	AR5	TRY	0	0	0	0,01209724
		Beet Sugar Manufacturing Supply Chain Emission Factors with Margins	EPA	2022	Tier 1	AR5	TRY	0	0	0	0,01316969
		Beet Sugar Manufacturing Supply Chain Emission Factors with Margins	EPA	2022	Tier 1	AR5	TRY	0	0	0	0,01327621
		Beet Sugar Manufacturing Supply Chain Emission Factors with Margins	EPA	2022	Tier 1	AR5	TRY	0	0	0	0,01363337
		Industrial and Personal Service Paper Merchant Wholesalers Supply Chain Emission Factors with Margins	EPA	2022	Tier 1	AR5	TRY	0	0	0	0,00394992
		Industrial and Personal Service Paper Merchant Wholesalers Supply Chain Emission Factors with Margins	EPA	2022	Tier 1	AR5	TRY	0	0	0	0,00335981
		Industrial and Personal Service Paper Merchant Wholesalers Supply Chain Emission Factors with Margins	EPA	2022	Tier 1	AR5	TRY	0	0	0	0,00337738

KAPSAM	Alt Kategori	Emisyon Kaynağı	EF Referansı	EF Yılı	Tier Kalitesi	AR	Girdi Birimi	EF CO ₂ (kgCO ₂ / Girdi Birimi)	EF CH ₄ (kgCH ₄ / Girdi Birimi)	EF N ₂ O (kgN ₂ O / Girdi Birimi)	EF CO ₂ e (kgCO ₂ e / Girdi Birimi)
		Industrial and Personal Service Paper Merchant Wholesalers Supply Chain Emission Factors with Margins	EPA	2022	Tier 1	AR5	TRY	0	0	0	0,00355896
		Industrial and Personal Service Paper Merchant Wholesalers Supply Chain Emission Factors with Margins	EPA	2022	Tier 1	AR5	TRY	0	0	0	0,00365544
		Industrial and Personal Service Paper Merchant Wholesalers Supply Chain Emission Factors with Margins	EPA	2022	Tier 1	AR5	TRY	0	0	0	0,00377467
		Food and drink Primary material production	Defra	2025	Tier 1	AR5	kg	0	0	0	3,70140359
		Supermarkets and Other Grocery (except Convenience) Stores	EPA	2021	Tier 1	AR5	TRY	0	0	0	0,00613017
		Coffee and Tea Manufacturing	EPA	2021	Tier 1	AR5	TRY	0	0	0	0,0137788
		Coffee and Tea Manufacturing Supply Chain Emission Factors without Margins	EPA	2022	Tier 1	AR5	TRY	0	0	0	0,00785567
		Computer and Office Machine Repair and Maintenance (HİTİT BİLGİSAYAR HİZMETLERİ A.Ş.)	EPA	2025	Tier 3	AR6	USD	0	0	0	0,076
		Logging Supply Chain Emission Factors with Margins	EPA	2022	Tier 1	AR5	TRY	0	0	0	0,00607378
		Other Grocery and Related Products Merchant Wholesalers Supply Chain Emission Factors with Margins	EPA	2022	Tier 1	AR5	TRY	0	0	0	0,00377895
		Electricity Generation	Türkiye National Inventory	2023	Tier 2	AR6	kWh	0	0	0	0,434
		Electricity Generation Belgium (HİTİT BİLGİSAYAR)	EEA	2024	Tier 2	AR6	kWh	0	0	0	0,145

KAPSAM	Alt Kategori	Emisyon Kaynağı	EF Referansı	EF Yılı	Tier Kalitesi	AR	Girdi Birimi	EF CO ₂ (kgCO ₂ / Girdi Birimi)	EF CH ₄ (kgCH ₄ / Girdi Birimi)	EF N ₂ O (kgN ₂ O / Girdi Birimi)	EF CO ₂ e (kgCO ₂ e / Girdi Birimi)
		HİZMETLERİ A.Ş.)									
		Dry, Condensed, and Evaporated Dairy Product Manufacturing Margins of Supply Chain Emission Factors	EPA	2022	Tier 1	AR5	TRY	0	0	0	0,00087938
		All Other Miscellaneous Textile Product Mills Supply Chain Emission Factors with Margins	EPA	2022	Tier 1	AR5	TRY	0	0	0	0,00595666
		Bottled Water Manufacturing Supply Chain Emission Factors with Margins	EPA	2022	Tier 1	AR5	TRY	0	0	0	0,00498192
		Bottled Water Manufacturing Supply Chain Emission Factors with Margins	EPA	2022	Tier 1	AR5	TRY	0	0	0	0,00544844
		Bottled Water Manufacturing Supply Chain Emission Factors with Margins	EPA	2022	Tier 1	AR5	TRY	0	0	0	0,00503585
		Bottled Water Manufacturing Supply Chain Emission Factors with Margins	EPA	2022	Tier 1	AR5	TRY	0	0	0	0,00509192
		Bottled Water Manufacturing Supply Chain Emission Factors with Margins	EPA	2022	Tier 1	AR5	TRY	0	0	0	0,00514584
		Bottled Water Manufacturing Supply Chain Emission Factors with Margins	EPA	2022	Tier 1	AR5	TRY	0	0	0	0,00520641
		Bottled Water Manufacturing Supply Chain Emission Factors with Margins	EPA	2022	Tier 1	AR5	TRY	0	0	0	0,00526205
		Bottled Water Manufacturing Supply Chain Emission Factors with Margins	EPA	2022	Tier 1	AR5	TRY	0	0	0	0,0055548
		Bottled Water Manufacturing Supply Chain Emission Factors with Margins	EPA	2022	Tier 1	AR5	TRY	0	0	0	0,00562906
		Bottled Water Manufacturing Supply Chain Emission Factors with Margins	EPA	2022	Tier 1	AR5	TRY	0	0	0	0,00587837

KAPSAM	Alt Kategori	Emisyon Kaynağı	EF Referansı	EF Yılı	Tier Kalitesi	AR	Girdi Birimi	EF CO ₂ (kgCO ₂ / Girdi Birimi)	EF CH ₄ (kgCH ₄ / Girdi Birimi)	EF N ₂ O (kgN ₂ O / Girdi Birimi)	EF CO ₂ e (kgCO ₂ e / Girdi Birimi)
		Bottled Water Manufacturing Supply Chain Emission Factors with Margins	EPA	2022	Tier 1	AR5	TRY	0	0	0	0,00599692
		Plastics Bag and Pouch Manufacturing Supply Chain Emission Factors with Margins	EPA	2022	Tier 1	AR5	TRY	0	0	0	0,01333507
		Cosmetics, Beauty Supplies, and Perfume Stores Supply Chain Emission Factors with Margins	EPA	2022	Tier 1	AR5	TRY	0	0	0	0,00308971
		Cosmetics, Beauty Supplies, and Perfume Stores Supply Chain Emission Factors with Margins	EPA	2022	Tier 1	AR5	TRY	0	0	0	0,00321295
		All Other Health and Personal Care Stores Supply Chain Emission Factors with Margins	EPA	2022	Tier 1	AR5	TRY	0	0	0	0,00304902
		All Other Health and Personal Care Stores Supply Chain Emission Factors with Margins	EPA	2022	Tier 1	AR5	TRY	0	0	0	0,00306267
		All Other Health and Personal Care Stores Supply Chain Emission Factors with Margins	EPA	2022	Tier 1	AR5	TRY	0	0	0	0,00306982
		All Other Health and Personal Care Stores Supply Chain Emission Factors with Margins	EPA	2022	Tier 1	AR5	TRY	0	0	0	0,00355199
		All Other Health and Personal Care Stores Supply Chain Emission Factors with Margins	EPA	2022	Tier 1	AR5	TRY	0	0	0	0,00361322
		Stationery and Office Supplies Merchant Wholesalers Supply Chain Emission Factors with Margins	EPA	2022	Tier 1	AR5	TRY	0	0	0	0,00337738
		Stationery and Office Supplies Merchant Wholesalers Supply Chain	EPA	2022	Tier 1	AR5	TRY	0	0	0	0,00345254

KAPSAM	Alt Kategori	Emisyon Kaynağı	EF Referansı	EF Yılı	Tier Kalitesi	AR	Girdi Birimi	EF CO ₂ (kgCO ₂ / Girdi Birimi)	EF CH ₄ (kgCH ₄ / Girdi Birimi)	EF N ₂ O (kgN ₂ O / Girdi Birimi)	EF CO ₂ e (kgCO ₂ e / Girdi Birimi)
		Emission Factors with Margins									
		Stationery and Office Supplies Merchant Wholesalers Supply Chain Emission Factors with Margins	EPA	2022	Tier 1	AR5	TRY	0	0	0	0,00346406
		Stationery and Office Supplies Merchant Wholesalers Supply Chain Emission Factors with Margins	EPA	2022	Tier 1	AR5	TRY	0	0	0	0,00355896
		Stationery and Office Supplies Merchant Wholesalers Supply Chain Emission Factors with Margins	EPA	2022	Tier 1	AR5	TRY	0	0	0	0,00377467
		Stationery and Office Supplies Merchant Wholesalers Supply Chain Emission Factors with Margins	EPA	2022	Tier 1	AR5	TRY	0	0	0	0,00396634
		Stationery and Office Supplies Merchant Wholesalers Supply Chain Emission Factors with Margins	EPA	2022	Tier 1	AR5	TRY	0	0	0	0,00403618
		Stationery and Office Supplies Merchant Wholesalers Supply Chain Emission Factors with Margins	EPA	2022	Tier 1	AR5	TRY	0	0	0	0,00404669
		Stationery and Office Supplies Merchant Wholesalers Supply Chain Emission Factors with Margins	EPA	2022	Tier 1	AR5	TRY	0	0	0	0,00407304
		All Other Miscellaneous Nonmetallic Mineral Product Manufacturing Supply Chain Emission Factors with Margins	EPA	2022	Tier 1	AR5	TRY	0	0	0	0,01858422
		Paper Bag and Coated and Treated Paper Manufacturing Supply Chain Emission Factors with Margins	EPA	2022	Tier 1	AR5	TRY	0	0	0	0,0085955

KAPSAM	Alt Kategori	Emisyon Kaynağı	EF Referansı	EF Yılı	Tier Kalitesi	AR	Girdi Birimi	EF CO ₂ (kgCO ₂ / Girdi Birimi)	EF CH ₄ (kgCH ₄ / Girdi Birimi)	EF N ₂ O (kgN ₂ O / Girdi Birimi)	EF CO ₂ e (kgCO ₂ e / Girdi Birimi)
		Paper Bag and Coated and Treated Paper Manufacturing Supply Chain Emission Factors with Margins	EPA	2022	Tier 1	AR5	TRY	0	0	0	0,00994557
		Printing and Writing Paper Merchant Wholesalers Supply Chain Emission Factors with Margins	EPA	2022	Tier 1	AR5	TRY	0	0	0	0,00340042
		Printing and Writing Paper Merchant Wholesalers Supply Chain Emission Factors with Margins	EPA	2022	Tier 1	AR5	TRY	0	0	0	0,00367819
		Printing and Writing Paper Merchant Wholesalers Supply Chain Emission Factors with Margins	EPA	2022	Tier 1	AR5	TRY	0	0	0	0,00373982
		Printing and Writing Paper Merchant Wholesalers Supply Chain Emission Factors with Margins	EPA	2022	Tier 1	AR5	TRY	0	0	0	0,00377467
		Printing and Writing Paper Merchant Wholesalers Supply Chain Emission Factors with Margins	EPA	2022	Tier 1	AR5	TRY	0	0	0	0,00393451
		Laminated Plastics Plate, Sheet (except Packaging), and Shape Manufacturing Supply Chain Emission Factors with Margins	EPA	2022	Tier 1	AR5	TRY	0	0	0	0,01085324
		Toilet Preparation Manufacturing Supply Chain Emission Factors with Margins	EPA	2022	Tier 1	AR5	TRY	0	0	0	0,00457045
		Toilet Preparation Manufacturing Supply Chain Emission Factors with Margins	EPA	2022	Tier 1	AR5	TRY	0	0	0	0,00474388
		Water supply	Defra	2025	Tier 1	AR5	m3	0	0	0	0,1913
		Telephone Apparatus Manufacturing Supply Chain Emission Factors with Margins	EPA	2022	Tier 1	AR5	EUR	0	0	0	0,11265888

KAPSAM	Alt Kategori	Emisyon Kaynağı	EF Referansı	EF Yılı	Tier Kalitesi	AR	Girdi Birimi	EF CO ₂ (kgCO ₂ / Girdi Birimi)	EF CH ₄ (kgCH ₄ / Girdi Birimi)	EF N ₂ O (kgN ₂ O / Girdi Birimi)	EF CO ₂ e (kgCO ₂ e / Girdi Birimi)
		Sanitary Paper Product Manufacturing Supply Chain Emission Factors with Margins	EPA	2022	Tier 1	AR5	TRY	0	0	0	0,00831402
		Dry, Condensed, and Evaporated Dairy Product Manufacturing Supply Chain Emission Factors with Margins	EPA	2022	Tier 1	AR5	TRY	0	0	0	0,01682875
		Dry, Condensed, and Evaporated Dairy Product Manufacturing Supply Chain Emission Factors with Margins	EPA	2022	Tier 1	AR5	TRY	0	0	0	0,01768325
		Other Paperboard Container Manufacturing Supply Chain Emission Factors with Margins	EPA	2022	Tier 1	AR5	TRY	0	0	0	0,01121818
		Other Paperboard Container Manufacturing Supply Chain Emission Factors with Margins	EPA	2022	Tier 1	AR5	TRY	0	0	0	0,01128476
		Other Paperboard Container Manufacturing Supply Chain Emission Factors with Margins	EPA	2022	Tier 1	AR5	TRY	0	0	0	0,01139301
		Other Paperboard Container Manufacturing Supply Chain Emission Factors with Margins	EPA	2022	Tier 1	AR5	TRY	0	0	0	0,01144427
		Other Paperboard Container Manufacturing Supply Chain Emission Factors with Margins	EPA	2022	Tier 1	AR5	TRY	0	0	0	0,0119726
		Other Paperboard Container Manufacturing Supply Chain Emission Factors with Margins	EPA	2022	Tier 1	AR5	TRY	0	0	0	0,01244011
		Other Paperboard Container Manufacturing Supply Chain Emission Factors with Margins	EPA	2022	Tier 1	AR5	TRY	0	0	0	0,01308772
		Water Supply (HİTİT BİLGİSAYAR HİZMETLERİ)	EPA	2023	Tier 3	AR6	USD	0	0	0	0,70590314

KAPSAM	Alt Kategori	Emisyon Kaynağı	EF Referansı	EF Yılı	Tier Kalitesi	AR	Girdi Birimi	EF CO ₂ (kgCO ₂ / Girdi Birimi)	EF CH ₄ (kgCH ₄ / Girdi Birimi)	EF N ₂ O (kgN ₂ O / Girdi Birimi)	EF CO ₂ e (kgCO ₂ e / Girdi Birimi)
		A.Ş.)									
		All Other Miscellaneous Electrical Equipment and Component Manufacturing Supply Chain Emission Factors with Margins	EPA	2022	Tier 1	AR5	TRY	0	0	0	0,0031959
		All Other Miscellaneous Electrical Equipment and Component Manufacturing Supply Chain Emission Factors with Margins	EPA	2022	Tier 1	AR5	TRY	0	0	0	0,00337267
		All Other Miscellaneous Electrical Equipment and Component Manufacturing Supply Chain Emission Factors with Margins	EPA	2022	Tier 1	AR5	TRY	0	0	0	0,00352563
		Coffee and Tea Manufacturing Margins of Supply Chain Emission Factors	EPA	2022	Tier 1	AR5	TRY	0	0	0	0,00100392
	3.2 Sermaye Malları	Electronic Computer Manufacturing Supply Chain Emission Factors without Margins	EPA	2022	Tier 1	AR5	USD	0	0	0	0,03
		Printing Machinery and Equipment Manufacturing Supply Chain Emission Factors without Margins	EPA	2022	Tier 1	AR5	USD	0	0	0	0,166
		Radio and Television Broadcasting and Wireless Communications Equipment Manufacturing Supply Chain Emission Factors without Margins	EPA	2022	Tier 1	AR5	USD	0	0	0	0,065
		Radio and Television Broadcasting and Wireless Communications Equipment Manufacturing Supply Chain Emission Factors without Margins	EPA	2022	Tier 1	AR5	EUR	0	0	0	0,07349422
		Computer Terminal and Other Computer Peripheral Equipment Manufacturing Supply Chain Emission Factors without Margins	EPA	2022	Tier 1	AR5	USD	0	0	0	0,116

KAPSAM	Alt Kategori	Emisyon Kaynağı	EF Referansı	EF Yılı	Tier Kalitesi	AR	Girdi Birimi	EF CO ₂ (kgCO ₂ / Girdi Birimi)	EF CH ₄ (kgCH ₄ / Girdi Birimi)	EF N ₂ O (kgN ₂ O / Girdi Birimi)	EF CO ₂ e (kgCO ₂ e / Girdi Birimi)
		WTT Diesel (HİTİT BİLGİSAYAR HİZMETLERİ A.Ş.)	Defra	2025	Tier 3	AR6	L	0	0	0	0,61101
		WTT- Electricity (generation) Turkey	Defra	2021	Tier 2	AR5	kWh	0	0	0	0,10265551
		WTT- overseas electricity (T&D) EU (average)	Defra	2021	Tier 2	AR5	kWh	0	0	0	0,00563729
		WTT- Electricity (generation) EU (average)	Defra	2021	Tier 2	AR5	kWh	0	0	0	0,07570317
	3.3 Yakıt ve Enerji ile İlgili Faaliyetler	Electricity (T&D) Distribution	Türkiye National Inventory	2023	Tier 2	AR6	kWh	0	0	0	0,035
		Electricity (T&D) Transmission	Türkiye National Inventory	2023	Tier 2	AR6	kWh	0	0	0	0,002
		WTT- Electricity (generation) Pakistan	Defra	2021	Tier 2	AR5	MWh	0	0	0	80,81503786
		WTT Natural Gas (HİTİT BİLGİSAYAR HİZMETLERİ A.Ş.)	Defra	2025	Tier 3	AR6	m3	0	0	0	0,3366
		WTT- overseas electricity (T&D) Pakistan	Defra	2021	Tier 2	AR5	kWh	0	0	0	0,01594663
	3.4 Yukarı Akış Taşıma ve Dağıtım	Road Freight HGV (all diesel) All HGVs Average Laden	Defra	2025	Tier 1	AR5	km	0	0	0	1,04323
		Couriers and Express Delivery Services Supply Chain Emission Factors without Margins	EPA	2019	Tier 1	AR4	EUR	0	0	0	0,30159721
	3.5 Operasyonlarda Oluşan Atıklar	Electrical items WEEE - small Landfill	Defra	2025	Tier 1	AR5	kg	0	0	0	0,00898311
		Refuse Commercial and industrial waste Incineration with energy recovery	Defra	2025	Tier 1	AR5	kg	0	0	0	0,00468568
		Water treatment	Defra	2025	Tier 1	AR5	m3	0	0	0	0,17088
	3.6 İş Seyahatleri	Hotel Stay India	Defra	2025	Tier 2	AR5	Room per night	0	0	0	58,9
		Air Travel International, to/from non-UK Economy	Defra	2025	Tier 1	AR5	passenger.km	0	0	0	0,10916

KAPSAM	Alt Kategori	Emisyon Kaynağı	EF Referansı	EF Yılı	Tier Kalitesi	AR	Girdi Birimi	EF CO ₂ (kgCO ₂ / Girdi Birimi)	EF CH ₄ (kgCH ₄ / Girdi Birimi)	EF N ₂ O (kgN ₂ O / Girdi Birimi)	EF CO ₂ e (kgCO ₂ e / Girdi Birimi)
		class With RF									
		Hotel Stay Canada	Defra	2025	Tier 2	AR5	Room per night	0	0	0	7,4
		Hotel Stay UK	Defra	2025	Tier 2	AR5	Room per night	0	0	0	10,4
		Hotel Stay Portugal	Defra	2025	Tier 2	AR5	Room per night	0	0	0	19
		Hotel Stay Turkey	Defra	2025	Tier 2	AR5	Room per night	0	0	0	32,1
		Hotel Stay Qatar	Defra	2025	Tier 2	AR5	Room per night	0	0	0	86,2
		Air Travel International, to/from non-UK Business class With RF	Defra	2025	Tier 1	AR5	passenger.km	0	0	0	0,31656
		Hotel Stay Thailand	Defra	2025	Tier 2	AR5	Room per night	0	0	0	43,4
		Hotel Stay Spain	Defra	2025	Tier 2	AR5	Room per night	0	0	0	7
		Hotel Stay Italy	Defra	2025	Tier 2	AR5	Room per night	0	0	0	14,3
		Hotel Stay Mexico	Defra	2025	Tier 2	AR5	Room per night	0	0	0	19,3
		Hotel Stay Saudi Arabia	Defra	2025	Tier 2	AR5	Room per night	0	0	0	106,4
		Hotel Stay Singapore	Defra	2025	Tier 2	AR5	Room per night	0	0	0	24,5
		Hotel Stay (HİTİT BİLGİSAYAR HİZMETLERİ A.Ş.)	Hotel Footprints	2025	Tier 2	AR6	Room per night	0	0	0	10,5
		Hotel Stay (HİTİT BİLGİSAYAR HİZMETLERİ A.Ş.)	Hotel Footprints	2025	Tier 2	AR6	Room per night	0	0	0	12
		Hotel Stay (HİTİT BİLGİSAYAR HİZMETLERİ A.Ş.)	Hotel Footprints	2025	Tier 2	AR6	Room per night	0	0	0	19,3
		Hotel Stay (HİTİT BİLGİSAYAR HİZMETLERİ A.Ş.)	Hotel Footprints	2025	Tier 2	AR6	Room per night	0	0	0	20,3
		Hotel Stay (HİTİT BİLGİSAYAR HİZMETLERİ A.Ş.)	Hotel Footprints	2025	Tier 2	AR6	Room per night	0	0	0	25,2
		Hotel Stay (HİTİT BİLGİSAYAR HİZMETLERİ A.Ş.)	Hotel Footprints	2025	Tier 2	AR6	Room per night	0	0	0	28,3
		Hotel Stay (HİTİT BİLGİSAYAR HİZMETLERİ A.Ş.)	Hotel Footprints	2025	Tier 2	AR6	Room per night	0	0	0	29,7

KAPSAM	Alt Kategori	Emisyon Kaynağı	EF Referansı	EF Yılı	Tier Kalitesi	AR	Girdi Birimi	EF CO ₂ (kgCO ₂ / Girdi Birimi)	EF CH ₄ (kgCH ₄ / Girdi Birimi)	EF N ₂ O (kgN ₂ O / Girdi Birimi)	EF CO ₂ e (kgCO ₂ e / Girdi Birimi)
		Hotel Stay (HİTİT BİLGİSAYAR HİZMETLERİ A.Ş.)	Hotel Footprints	2025	Tier 2	AR6	Room per night	0	0	0	30
		Hotel Stay (HİTİT BİLGİSAYAR HİZMETLERİ A.Ş.)	Hotel Footprints	2025	Tier 2	AR6	Room per night	0	0	0	31,5
		Hotel Stay (HİTİT BİLGİSAYAR HİZMETLERİ A.Ş.)	Hotel Footprints	2025	Tier 2	AR6	Room per night	0	0	0	32,7
		Hotel Stay (HİTİT BİLGİSAYAR HİZMETLERİ A.Ş.)	Hotel Footprints	2025	Tier 2	AR6	Room per night	0	0	0	33
		Hotel Stay (HİTİT BİLGİSAYAR HİZMETLERİ A.Ş.)	Hotel Footprints	2025	Tier 2	AR6	Room per night	0	0	0	37,9
		Hotel Stay (HİTİT BİLGİSAYAR HİZMETLERİ A.Ş.)	Hotel Footprints	2025	Tier 2	AR6	Room per night	0	0	0	52,5
		Hotel Stay (HİTİT BİLGİSAYAR HİZMETLERİ A.Ş.)	Hotel Footprints	2025	Tier 2	AR6	Room per night	0	0	0	56,6
		Hotel Stay (HİTİT BİLGİSAYAR HİZMETLERİ A.Ş.)	Hotel Footprints	2025	Tier 2	AR6	Room per night	0	0	0	58,3
		Hotel Stay (HİTİT BİLGİSAYAR HİZMETLERİ A.Ş.)	Hotel Footprints	2025	Tier 2	AR6	Room per night	0	0	0	73,8
		Hotel Stay (HİTİT BİLGİSAYAR HİZMETLERİ A.Ş.)	Hotel Footprints	2025	Tier 2	AR6	Room per night	0	0	0	9,4
		Hotel Stay (HİTİT BİLGİSAYAR HİZMETLERİ A.Ş.)	Hotel Footprints	2025	Tier 2	AR6	Room per night	0	0	0	99,9
		Hotel Stay South Africa	Defra	2025	Tier 2	AR5	Room per night	0	0	0	51,4
		Hotel Stay Indonesia	Defra	2025	Tier 2	AR5	Room per night	0	0	0	62,7
		Hotel Stay Netherlands	Defra	2025	Tier 2	AR5	Room per night	0	0	0	14,8
		Hotel Stay Belgium	Defra	2025	Tier 2	AR5	Room per night	0	0	0	12,2
		Hotel Stay France	Defra	2025	Tier 2	AR5	Room per night	0	0	0	6,7
		Hotel Stay Germany	Defra	2025	Tier 2	AR5	Room per night	0	0	0	13,2
		Hotel Stay Switzerland	Defra	2025	Tier 2	AR5	Room per night	0	0	0	6,6
		Hotel Stay Malaysia	Defra	2025	Tier 2	AR5	Room per night	0	0	0	61,5

KAPSAM	Alt Kategori	Emisyon Kaynağı	EF Referansı	EF Yılı	Tier Kalitesi	AR	Girdi Birimi	EF CO ₂ (kgCO ₂ / Girdi Birimi)	EF CH ₄ (kgCH ₄ / Girdi Birimi)	EF N ₂ O (kgN ₂ O / Girdi Birimi)	EF CO ₂ e (kgCO ₂ e / Girdi Birimi)
		Hotel Stay United Arab Emirates	Defra	2025	Tier 2	AR5	Room per night	0	0	0	63,8
		Hotel Stay United States	Defra	2025	Tier 2	AR5	Room per night	0	0	0	16,1
	3.7 Çalışanların İşe Geliş Gidişi	Homeworking (office equipment + heating)	Defra	2025	Tier 1	AR5	per FTE Working Hour	0	0	0	0,33378
		Vans Average (up to 3.5 tonnes) Unknown	Defra	2025	Tier 1	AR5	km	0	0	0	0,2543
	3.11 Satılan Ürünlerin Kullanımı	Electricity Generation	Türkiye National Inventory	2023	Tier 2	AR6	kWh	0	0	0	0,434



EK-1: EMİSYON HESAPLAMA VE BELİRSİZLİK DEĞERLENDİRME METODOLOJİSİ

11.1 EMİSYON HESAPLAMA METODOLOJİSİ

Carbondeck platformunda emisyon hesaplamaları, GHG Protocol ve IPCC metodolojilerine uygun olarak yürütülür.

Sistem, hesaplama sürecini aşağıdaki aşamalarla gerçekleştirir:

Emisyon faktörü dönüşümü → CO₂e bazlı emisyon faktörü üretimi → Birim dönüşümleri → Aktivite verisi ile çarpım → Nihai emisyon değeri

Emisyon Faktörü Dönüşümleri

Carbondeck veri tabanında her bir sera gazı (CO₂, CH₄, N₂O) için emisyon faktörleri ayrı ayrı tanımlanmıştır.

Hesaplama sırasında, seçilen küresel ısınma potansiyeli (GWP) katsayıları kullanılarak bu gazlar CO₂ eşdeğerine dönüştürülür.

Böylece sistem her veri seti için, üç gazı toplulaştırarak tek bir CO₂e bazlı emisyon faktörü oluşturur.

$$EF_{CO_2e} = (EF_{CO_2} \times GWP_{CO_2}) + (EF_{CH_4} \times GWP_{CH_4}) + (EF_{N_2O} \times GWP_{N_2O})$$

Bu işlem, seçilen IPCC sürümüne (AR4, AR5 veya AR6) göre otomatik olarak gerçekleştirilir. Eğer emisyon faktörleri doğrudan CO₂e bazında verilmişse (gaz kırılımlarında değilse), GWP dönüşümü uygulanmaz.

Aktivite Verisi ile Emisyon Hesaplaması

Her gaz için emisyon, ilgili emisyon faktörünün kendi GWP katsayısı ile çarpılması ve aktivite verisi (AD) ile ölçeklendirilmesiyle hesaplanır.

Toplam CO₂e değeri, bu üç bileşenin toplamıdır.

$$E_{Total\ tCO_2e} = AD \times (EF_{CO_2} \times GWP_{CO_2}) + AD \times (EF_{CH_4} \times GWP_{CH_4}) + AD \times (EF_{N_2O} \times GWP_{N_2O})$$

Eğer her bir gaz için ayrı emisyon faktörü bulunmuyorsa, sistem hesaplamayı tekil CO₂e bazlı emisyon faktörü üzerinden gerçekleştirir:

$$E_{Total}(tCO_2e) = AD \times EF_{CO_2e}$$

Bu durumda gaz kırılımı mevcut olmadığından, GWP dönüşümü uygulanmaz.

Kullanılan GWP Değerleri (Referans: IPCC)

Değerlendirme Raporu	GWP (CO ₂)	GWP (CH ₄)	GWP (N ₂ O)
AR4 (2007)	1	25	298
AR5 (2013)	1	28	265
AR6 (2021)	1	27,9	273

Emisyon Faktörlerinde Birim Dönüşümleri (Kalorifik Değer ve Yoğunluk Kullanımı)

Carbondeck platformunda birim dönüşümleri **aktivite verisi üzerinde değil, emisyon faktörleri üzerinde** yapılmaktadır. Bazı dönüşümlerde (örneğin TJ → m³), hesaplamalarda kalorifik değer (CV) ve yoğunluk (Density) parametreleri kullanılır.

Amaç, kullanıcının seçtiği birime (ör. tCO₂e/TJ, tCO₂e/m³, tCO₂e/kg vb.) uygun emisyon faktörü elde etmektir.

Birim dönüşümü için iki ana senaryo bulunur:

A. TJ/Gg Tabanlı Dönüşüm (Enerji Bazlı)

Bu yöntem, emisyon faktörünün **TJ** cinsinden verildiği ve kalorifik değer **TJ/Gg** olarak girildiği durumlarda uygulanır.

$$EF(kg_{CO_2e}/kg) = EF(kg_{CO_2e}/TJ) \times CV(TJ/Gg) \times 10^{-6}$$

$$EF(kg_{CO_2e}/m^3) = EF(kg_{CO_2e}/kg) \times Density(kg/m^3)$$

EF(TJ): Enerji bazlı emisyon faktörü

CV(TJ/Gg): Kalorifik değer

10⁻⁶ katsayısı Gg → kg dönüşümünü sağlar.

B. kcal/m³ Tabanlı Dönüşüm (Hacim Bazlı EF)

Bu yöntem, emisyon faktörünün TJ cinsinden verildiği ve kalorifik değer **kcal/m³** olarak girildiği durumlarda uygulanır.

Öncelikle kcal/m³ değeri TJ tabanına dönüştürülür.

$$EF(kg_{CO_2e}/m^3) = EF(kg_{CO_2e}/TJ) \times CV(kcal/m^3) \times 4.184 \times 10^{-6}$$

$$EF(kg_{CO_2e}/kg) = EF(m^3)/Density(kg/m^3)$$

1 kcal = 4.184 × 10⁻⁶ MJ = 4.184 × 10⁻⁹ TJ.

Bu dönüşüm, kcal/m³ değerlerini TJ tabanına indirger.

Biyojenik Emisyon Hesaplama Metodolojisi

Biyojenik kaynaklardan (ör. biyokütle, biyoyakıtlar, biyogaz, organik atıklar) kaynaklanan sera gazı emisyonları **biyojenik (CO₂)** ve **biyojenik olmayan (CH₄, N₂O)** bileşenler olarak değerlendirilir.

GHG Protocol ve IPCC'ye göre **biyojenik CO₂**, doğal karbon döngüsünün bir parçası olarak kabul edilir ve **toplam CO₂e'ye dahil edilmez**. Biyojenik CO₂ emisyonları "**Bilgi Amaçlı**" olarak gösterilir, CH₄ ve N₂O kaynaklı emisyonlar ise toplam CO₂e'ye dahil edilir.

$$ECO_2(bio) = AD \times EF_{CO_2(bio)}$$

$$ECH_4(bio) = AD \times EF_{CH_4(bio)}$$

$$EN_2O(bio) = AD \times EF_{N_2O(bio)}$$

$$ECO_2e(bio) = (EF_{CH_4(bio)} \times GWP_{CH_4} \times AD) + (EF_{N_2O(bio)} \times GWP_{N_2O} \times AD)$$

11.2 BELIRSİZLİK HESAPLAMA METODOLOJISI

Belirsizlik hesaplamaları, **GHG Protocol Corporate Standard** ve **ISO 14064-1:2018** esas alınarak yapılmıştır. Bu yöntem, **dolaylı ölçüm (indirect measurement)** yoluyla hesaplanan emisyon kaynaklarının belirsizlik oranlarını belirlemek amacıyla uygulanır.

Belirsizlikler, faaliyet verisi ve emisyon faktörü için ayrı ayrı tanımlanan göreceli belirsizliklerin birleşimiyle hesaplanır.

Tüm hesaplamalar GHG Protocol'ün **Uncertainty Calculation Tool** metodolojisine uygundur.

Tekil Kaynak Hesaplaması

Her emisyon kaynağı için önce birleşik belirsizlik ($U_{combined}$) hesaplanır. Ardından yardımcı değişkenler ($Variable_1$ ve $Variable_2$) elde edilir.

$$E = AD \times EF$$

$$U_{combined} = \sqrt{(U_{AD}^2 + U_{EF}^2)}$$

$$Variable_1 = E \times U_{combined}$$

$$Variable_2 = (Variable_1)^2$$

Toplam Belirsizlik Hesaplaması

Tüm kaynakların birleşik sistem belirsizliği aşağıdaki formülle hesaplanır:

$$U_{total} = \frac{\sqrt{\sum Variable_2}}{\sum E}$$

Sonuç, sistemin göreceli belirsizlik oranını temsil eder. Raporlamada yüzde olarak ifade edilir:

$$U_{total}(\%) = U_{total} \times 100$$

Belirsizlik Seviyesi

Belirsizlik seviyesi, toplam belirsizlik oranına göre veri güvenilirliğini gösterir.

GHG Protocol ve IPCC 1996/2006 Guidelines'a göre endüstriyel proseslerde referans değer yaklaşık **%10**'dur.

Kümülatif Belirsizlik	Belirsizlik Seviyesi	Açıklama
≤ %10	İyi (Güvenilir)	Veri güvenilirliği yüksek, belirsizlik kabul edilebilir düzeydedir.
> %10 – ≤ %13	Orta (Makul)	Belirsizlik orta düzeydedir; iyileştirme önerilir.
> %13	Düşük (Kötü)	Belirsizlik yüksek; metodoloji güçlendirmesi gereklidir.

11.3 BİRİM DÖNÜŞÜMLERİ

Bu tablo, Carbondeck platformunda kullanılan temel birim dönüşüm katsayılarını göstermektedir. Tüm hesaplamalarda ana birim esas alınır; kullanıcı tarafından girilen veriler aşağıdaki katsayılar aracılığıyla dönüştürülür.

Enerji birimleri için gerekliyse **kalorifik değer (NCV)** ve **yoğunluk (Density)** değerleri de formüllerde uygulanır. (Bkz. *Emisyon Faktörlerinde Birim Dönüşümleri bölümü*)

Birim Dönüşüm Tablosu

Kategori	Kaynak Birim	Hedef Birim	Dönüşüm Faktörü	Eşitlik
Mesafe	m	km	0,001	1 m = 0,001 km
	nmi	km	1,852	1 nmi = 1,852 km
	mi	km	1,609344	1 mi = 1,609344 km
	in	km	0,0000254	1 in = 0,0000254 km
	ft	km	0,0003048	1 ft = 0,0003048 km
	yd	km	0,0009144	1 yd = 0,0009144 km
Enerji	J	kWh	0,000002778	1 J = $2,778 \times 10^{-7}$ kWh
	kJ	kWh	0,000278	1 kJ = 0,000278 kWh
	MJ	kWh	0,277777778	1 MJ = 0,277777778 kWh
	GJ	kWh	277,7777778	1 GJ = 277,7777778 kWh
	TJ	kWh	277.777,7778	1 TJ = 277.777,7778 kWh
	mmBtu	kWh	293,07107	1 mmBtu = 293,07107 kWh
	Btu	kWh	0,000293071	1 Btu = 0,000293071 kWh
	cal	kWh	0,00000116222	1 cal = $1,16222 \times 10^{-6}$ kWh
	kcal	kWh	0,00116222	1 kcal = 0,00116222 kWh
	thm	kWh	29,30710702	1 thm = 29,30710702 kWh
	MWh	kWh	1000	1 MWh = 1000 kWh
Yük Taşımacılığı	ton-mile	tonne-km	1,609344	1 ton-mile = 1,609344 tonne-km
Yolcu Taşımacılığı	passenger-mile	passenger-km	1,609344	1 passenger-mile = 1,609344 passenger-km
Araç Taşımacılığı	vehicle-mile	vehicle*km	1,609344	1 vehicle-mile = 1,609344

Kategori	Kaynak Birim	Hedef Birim	Dönüşüm Faktörü	Eşitlik
				vehicle·km
Hacim	m ³	L	1.000	1 m ³ = 1.000 L
	million L	L	1.000.000	1 million L = 1.000.000 L
	gallon	L	3,78541178	1 gallon = 3,78541178 L
	scf	L	28,31684659	1 scf = 28,31684659 L
	bbl	L	158,987	1 bbl = 158,987 L
Ağırlık	lb	kg	0,45359237	1 lb = 0,45359237 kg
	t	kg	1.000	1 t = 1.000 kg
	g	kg	0,001	1 g = 0,001 kg
	mg	kg	0,000001	1 mg = 0,000001 kg
	short ton	kg	907,18474	1 short ton = 907,18474 kg
	oz	kg	0,028349523	1 oz = 0,028349523 kg
	st (stone)	kg	6,35029318	1 st = 6,35029318 kg

Referanslar

1. **GHG Protocol. (n.d.)**. Corporate Standard. Greenhouse Gas Protocol.
2. **GHG Protocol. (n.d.)**. Scope 2 Guidance. Greenhouse Gas Protocol.
3. **GHG Protocol. (n.d.)**. Scope 3 Calculation Guidance. Greenhouse Gas Protocol.
4. **British Standards Institution (BS), European Committee for Standardization (EN), International Organization for Standardization (ISO) (14064-1:2018)**. Greenhouse gases - Part 1: Specification with guidance at the organization level for quantification and reporting of greenhouse gas emissions and removals.
5. **IPCC. (2006)**. IPCC Guidelines for National Greenhouse Gas Inventories Volume 2 Chapter 3.
6. **IPCC. (2006)**. IPCC Guidelines for National Greenhouse Gas Inventories Volume 2 Chapter 1.
7. **IPCC. (2006)**. IPCC Guidelines for National Greenhouse Gas Inventories Volume 2 Chapter 2.
8. **IPCC. (2006)**. IPCC Guidelines for National Greenhouse Gas Inventories Volume 3 Chapter 7.
9. **IPCC/TEAP. (n.d.)**. Special Report: Safeguarding the Ozone Layer and the Global Climate System, Volume 9, Fire Protection.
10. **IPCC. (n.d.)**. Good Practice Guidance and Uncertainty Management in National Greenhouse Gas Inventories.
11. **IPCC. (2021)**. Climate Change 2021: The Physical Science Basis. Contribution of Working Group I to the Sixth Assessment Report of the Intergovernmental Panel on Climate Change.
12. **UK Government. (n.d.)**. Government conversion factors for company reporting.
13. **EPA. (n.d.)**. GHG Emission Factors Hub. United States Environmental Protection Agency.
14. **European Environment Agency. (n.d.)**. Emission Factor Database (EFDB).
15. **EXIOBASE. (n.d.)**. EXIOBASE: A detailed multi-regional environmentally extended supply and use table.
16. **Türkiye Cumhuriyeti Enerji ve Tabii Kaynaklar Bakanlığı. (n.d.)**. Elektrik Üretim Tüketim Emisyon Faktörleri.